











































WOOD DOUBLE HUNG ROUND TOP

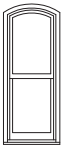
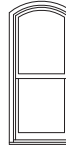




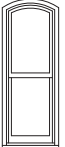





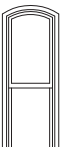





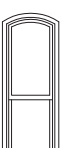






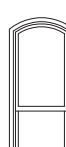




RT6 EYEBROW ABOVE SPRINGLINE STANDARD SIZES ONE WIDE OPERATOR

| RO (mm) | 2-2 3/8 (670) | 2-6 3/8 (772) | 2-10 3/8 (873) | 3-2 3/8 (975) | 3-6 3/8 (1076) | 3-10 3/8 (1178) |
|----------------|---|---|---|---|---|---|
| RO Rad. (mm) | 2-0 1/2 (622) | 2-0 1/2 (622) | 2-6 1/2 (775) | 3-4 1/2 (1029) | 3-4 1/2 (1029) | 3-4 1/2 (1029) |
| RO (mm) | 3-5 1/8 (1045) | 3-6 17/32 (1080) | 3-6 9/16 (1081) | 3-6 1/8 (1070) | 3-7 9/32 (1099) | 3-8 9/16 (1132) |
| RO Splin. (mm) | 3-1 9/32 (947) | 3-1 1/4 (946) | 3-1 9/32 (947) | 3-1 5/16 (947) | 3-1 9/32 (947) | 3-1 9/32 (947) |
| |  |  |  |  |  |  |
| | UWDHRT2014 | UWDHRT2414 | UWDHRT2814 | UWDHRT3214 | UWDHRT3614 | UWDHRT4014 |
| RO (mm) | 3-9 1/8 (1146) | 3-10 17/32 (1182) | 3-10 9/16 (1183) | 3-10 1/8 (1172) | 3-11 9/32 (1201) | 4-0 9/16 (1233) |
| RO Splin. (mm) | 3-5 9/32 (1048) | 3-5 1/4 (1048) | 3-5 9/32 (1048) | 3-5 5/16 (1049) | 3-5 9/32 (1049) | 3-5 9/32 (1048) |
| |  |  |  |  |  |  |
| | UWDHRT2016 | UWDHRT2416 | UWDHRT2816 | UWDHRT3216 | UWDHRT3616 | UWDHRT4016 |
| RO (mm) | 4-1 1/8 (1248) | 4-2 17/32 (1283) | 4-2 9/16 (1285) | 4-2 1/8 (1273) | 4-3 9/32 (1302) | 4-4 9/16 (1335) |
| RO Splin. (mm) | 3-9 9/32 (1150) | 3-9 1/4 (1149) | 3-9 9/32 (1150) | 3-9 5/16 (1151) | 3-9 9/32 (1150) | 3-9 9/32 (1150) |
| |  |  |  |  |  |  |
| | UWDHRT2018 | UWDHRT2418 | UWDHRT2818 | UWDHRT3218 | UWDHRT3618 | UWDHRT4018 |
| RO (mm) | 4-5 1/8 (1349) | 4-6 17/32 (1385) | 4-6 9/16 (1386) | 4-6 1/8 (1375) | 4-7 9/32 (1404) | 4-8 9/16 (1437) |
| RO Splin. (mm) | 4-1 9/32 (1252) | 4-1 1/4 (1251) | 4-1 9/32 (1252) | 4-1 5/16 (1253) | 4-1 9/32 (1252) | 4-1 9/32 (1251) |
| |  |  |  |  |  |  |
| | UWDHRT2020 | UWDHRT2420 | UWDHRT2820 | UWDHRT3220 | UWDHRT3620 | UWDHRT4020 |
| RO (mm) | 4-9 1/8 (1451) | 4-10 17/32 (1486) | 4-10 9/16 (1488) | 4-10 1/8 (1477) | 4-11 9/32 (1505) | 5-0 9/16 (1538) |
| RO Splin. (mm) | 4-5 9/32 (1353) | 4-5 1/4 (1352) | 4-5 9/32 (1353) | 4-5 5/16 (1354) | 4-5 9/32 (1359) | 4-5 9/32 (1353) |
| |  |  |  |  |  |  |
| | UWDHRT2022 | UWDHRT2422 | UWDHRT2822 | UWDHRT3222 | UWDHRT3622 | UWDHRT4022 |
| RO (mm) | 5-1 1/8 (1553) | 5-2 17/32 (1588) | 5-2 9/16 (1589) | 5-2 1/8 (1578) | 5-3 9/32 (1607) | 5-4 9/16 (1640) |
| RO Splin. (mm) | 4-9 9/32 (1455) | 4-9 1/4 (1454) | 4-9 9/32 (1455) | 4-9 5/16 (1455) | 4-9 9/32 (1455) | 4-9 9/32 (1455) |
| |  |  |  |  |  |  |
| | UWDHRT2024 | UWDHRT2424 | UWDHRT2824 | UWDHRT3224 | UWDHRT3624 | UWDHRT4024 |
| RO (mm) | 5-5 1/8 (1654) | 5-6 17/32 (1690) | 5-6 9/16 (1691) | 5-6 1/8 (1680) | 5-7 9/32 (1709) | 5-8 9/16 (1741) |
| RO Splin. (mm) | 5-1 9/32 (1556) | 5-1 1/4 (1556) | 5-1 9/32 (1556) | 5-1 5/16 (1557) | 5-1 9/32 (1557) | 5-1 9/32 (1556) |
| |  |  |  |  |  |  |
| | UWDHRT2026 | UWDHRT2426 | UWDHRT2826 | UWDHRT3226 | UWDHRT3626 | UWDHRT4026 |

Ultimate Wood Double Hung Round Top: UWDHRT

WOOD DOUBLE HUNG ROUND TOP

RT6 EYEBROW ABOVE SPRINGLINE STANDARD SIZES ONE WIDE OPERATOR

| RO (mm) | 2-2 3/8 (670) | 2-6 3/8 (772) | 2-10 3/8 (837) | 3-2 3/8 (975) | 3-6 3/8 (1076) | 3-10 3/8 (1178) |
|----------------------|---|---|---|--|---|---|
| RO Rad. (mm) | 2-0 1/2 (622) | 2-0 1/2 (622) | 2-6 1/2 (775) | 3-4 1/2 (1029) | 3-4 1/2 (1029) | 3-4 1/2 (1029) |
| | 5-9 1/8 (1756) 5-5 9/32 (1658) | 5-10 17/32 (1791) 5-5 1/4 (1657) | 5-10 9/16 (1792) 5-5 9/32 (1658) | 5-10 1/8 (1781) 5-5 5/16 (1659) | 5-11 9/32 (1810) 5-5 9/32 (1658) | 6-0 9/16 (1843) 5-5 9/32 (1658) |
| |  |  |  |  |  |  |
| | 6-1 1/8 (1858) 5-9 9/32 (1760) | 6-2 17/32 (1893) 5-9 1/4 (1759) | 6-2 9/16 (1894) 5-9 9/32 (1759) | 6-2 1/8 (1883) 5-9 5/16 (1760) | 6-3 9/32 (1912) 5-9 9/32 (1760) | 6-4 9/16 (1945) 5-9 9/32 (1759) |
| |  |  |  |  |  |  |
| | 6-5 1/8 (1959) 6-1 9/32 (1861) | 6-6 17/32 (1994) 6-1 1/4 (1860) | 6-6 9/16 (1996) 6-1 9/32 (1861) | 6-6 1/8 (1985) 6-1 5/16 (1862) | 6-7 9/32 (2013) 6-1 9/32 (1861) | 6-8 9/16 (2046) 6-1 9/32 (1861) |
| |  |  |  |  |  |  |
| | 6-9 1/8 (2061) 6-5 9/32 (1963) | 6-10 17/32 (2096) 6-5 1/4 (1962) | 6-10 9/16 (2097) 6-5 9/32 (1963) | 6-10 1/8 (2086) 6-5 5/16 (1963) | 6-11 9/32 (2115) 6-5 9/32 (1963) | 7-0 9/16 (2148) 6-5 9/32 (1963) |
| |  |  |  |  |  |  |
| | 7-1 1/8 (2162) 6-9 9/32 (2064) | 7-2 17/32 (2198) 6-9 1/4 (2064) | 7-2 9/16 (2199) 6-9 9/32 (2064) | 7-2 1/8 (2188) 6-9 5/16 (2065) | 7-3 9/32 (2217) 6-9 9/32 (2065) | 7-4 9/16 (2249) 6-9 9/32 (2064) |
| |  |  |  |  |  |  |
| RO (mm) | 7-1 1/8 (2162) | 7-2 17/32 (2198) | 7-2 9/16 (2199) | 7-2 1/8 (2188) | 7-3 9/32 (2217) | 7-4 9/16 (2249) |
| RO Spln. (mm) | 6-9 9/32 (2064) | 6-9 1/4 (2064) | 6-9 9/32 (2064) | 6-9 5/16 (2065) | 6-9 9/32 (2065) | 6-9 9/32 (2064) |

Details and Elevations not to scale.

E These windows meet national Egress codes for fire evacuation.
Local codes may differ.

Please consult your local Marvin representative for more information.

For further details and drawings visit the 'Tools and Documents' section at Marvin.com.