









































































CASEMENT PICTURE

MO (mm)	1' - 6" (457)	2' - 0" (610)	2' - 6" (762)	3' - 0" (914)	3' - 6" (1067)	4' - 0" (1219)	5' - 0" (1524)	6' - 0" (1829)
RO (mm)	1' - 6" (457)	2' - 0" (610)	2' - 6" (762)	3' - 0" (914)	3' - 6" (1067)	4' - 0" (1219)	5' - 0" (1524)	6' - 0" (1829)
FS (mm)	1' - 5 1/2" (445)	1' - 11 1/2" (597)	2' - 5 1/2" (749)	2' - 11 1/2" (902)	3' - 5 1/2" (1054)	3' - 11 1/2" (1207)	4' - 11 1/2" (1511)	5' - 11 1/2" (1816)
DLO (mm)	11 53/64" (300)	17 53/64" (453)	23 53/64" (605)	29 53/64" (757)	35 53/64" (910)	41 53/64" (1062)	53 53/64" (1367)	65 53/64" (1672)
1' - 11 3/4" (603) 3' - 0" (610) 2' - 11 1/2" (697) 17 53/64" (453)	 ESCAPH1620	 ESCAPH2020	 ESCAPH2620	 ESCAPH3020	 ESCAPH3620	 ESCAPH4020	 ESCAPH5020	 ESCAPH6020
2' - 5 3/4" (756) 2' - 6" (762) 2' - 5 1/2" (749) 23 53/64" (605)	 ESCAPH1626	 ESCAPH2026	 ESCAPH2626	 ESCAPH3026	 ESCAPH3626	 ESCAPH4026	 ESCAPH5026	 ESCAPH6026
2' - 11 3/4" (908) 3' - 0" (914) 2' - 11 1/2" (902) 29 53/64" (757)	 ESCAPH1630	 ESCAPH2030	 ESCAPH2630	 ESCAPH3030	 ESCAPH3630	 ESCAPH4030	 ESCAPH5030	 ESCAPH6030
3' - 5 3/4" (1060) 3' - 6" (1067) 3' - 5 1/2" (1054) 35 53/64" (910)	 ESCAPH1636	 ESCAPH2036	 ESCAPH2636	 ESCAPH3036	 ESCAPH3636	 ESCAPH4036	 ESCAPH5036	 ESCAPH6036
3' - 11 3/4" (1213) 4' - 0" (1219) 3' - 11 1/2" (1207) 41 53/64" (1062)	 ESCAPH1640	 ESCAPH2040	 ESCAPH2640	 ESCAPH3040	 ESCAPH3640	 ESCAPH4040	 ESCAPH5040	 ESCAPH6040
4' - 5 3/4" (1365) 4' - 6" (1372) 4' - 5 1/2" (1359) 47 53/64" (1215)	 ESCAPH1646	 ESCAPH2046	 ESCAPH2646	 ESCAPH3046	 ESCAPH3646	 ESCAPH4046	 ESCAPH5046	 ESCAPH6046
4' - 11 3/4" (1518) 5' - 0" (1524) 4' - 11 1/2" (1511) 53 53/64" (1367)	 ESCAPH1650	 ESCAPH2050	 ESCAPH2650	 ESCAPH3050	 ESCAPH3650	 ESCAPH4050	 ESCAPH5050	 ESCAPH6050
5' - 5 3/4" (1670) 5' - 6" (1676) 5' - 5 1/2" (1664) 59 53/64" (1519)	 ESCAPH1656	 ESCAPH2056	 ESCAPH2656	 ESCAPH3056	 ESCAPH3656	 ESCAPH4056	 ESCAPH5056	 ESCAPH6056
5' - 11 3/4" (1822) 6' - 0" (1829) 5' - 11 1/2" (1816) 65 53/64" (1672)	 ESCAPH1660 T	 ESCAPH2060 T	 ESCAPH2660 T	 ESCAPH3060 T	 ESCAPH3660 T	 ESCAPH4060 T	 ESCAPH5060 T	 ESCAPH6060 T

Details and Elevations not to scale.

Special sized units available within product size matrix. See your Marvin retailer.

T = Standard Tempered.

Obscure Glass option available on all units.

GBG available in standard Rectangular lite cut, shown above. Other GBG lite cuts shown on page 3.

See page 52 for specific PG Ratings.

For further details and drawings visit the 'Tools and Documents' section at Marvin.com.