
























































# DOUBLE HUNG

MO (mm)	1-10 (559)	2-2 (660)	2-6 (762)	2-8 (813)	2-10 (864)
RO (mm)	1-10 1/2 (572)	2-2 1/2 (673)	2-6 1/2 (775)	2-8 1/2 (826)	2-10 1/2 (876)
FS (mm)	1-9 1/2 (546)	2-1 1/2 (648)	2-5 1/2 (749)	2-7 1/2 (800)	2-9 1/2 (851)
DLO (mm)	1-3 11/16 (398)	1-7 11/16 (500)	1-11 11/16 (602)	2-1 11/16 (652)	2-3 11/16 (703)
6-4 (1930)	3-0 (914)	3-0 (914)	3-0 (914)	3-0 (914)	3-0 (914)
6-0 (1829)	3-0 (914)	3-0 (914)	3-0 (914)	3-0 (914)	3-0 (914)
6-0 1/4 (1835)	3-0 1/4 (921)	3-0 1/4 (921)	3-0 1/4 (921)	3-0 1/4 (921)	3-0 1/4 (921)
6-3 3/4 (1924)	2-11 3/4 (908)	2-11 3/4 (908)	2-11 3/4 (908)	2-11 3/4 (908)	2-11 3/4 (908)
2-9 11/16 (856)	1-1 11/16 (348)	1-1 11/16 (348)	1-1 11/16 (348)	1-1 11/16 (348)	1-1 11/16 (348)
(S.O. 1-8 x 6-2)	(S.O. 1-8 x 2-10)	(S.O. 1-8 x 2-10)	(S.O. 1-8 x 2-10)	(S.O. 1-8 x 2-10)	(S.O. 1-8 x 2-10)
ELDH2276	ELDH2236	ELDH2636	ELDH3036	ELDH3236	ELDH3436
(S.O. 2-0 x 6-2)	(S.O. 2-0 x 3-2)	(S.O. 2-0 x 3-2)	(S.O. 2-0 x 3-2)	(S.O. 2-0 x 3-2)	(S.O. 2-0 x 3-2)
ELDH2676	ELDH2240	ELDH2640	ELDH3040	ELDH3240	ELDH3440
(S.O. 2-4 x 6-2)	(S.O. +8 x 3-6)	(S.O. 2-4 x 3-6)	(S.O. 2-4 x 3-6)	(S.O. 2-4 x 3-6)	(S.O. 2-4 x 3-6)
ELDH3076 E	ELDH2244	ELDH2644	ELDH3044	ELDH3244	ELDH3444
(S.O. 2-6 x 6-2)	(S.O. 1-8 x 3-10)	(S.O. 2-0 x 3-10)	(S.O. 2-4 x 3-10)	(S.O. 2-6 x 3-10)	(S.O. 2-8 x 3-10)
ELDH3276 E	ELDH2248	ELDH2648	ELDH3048	ELDH3248	ELDH3448
(S.O. 2-8 x 6-2)	(S.O. 1-8 x 4-2)	(S.O. 2-0 x 4-2)	(S.O. 2-4 x 4-2)	(S.O. 2-6 x 4-2)	(S.O. 2-8 x 4-2)
ELDH3476 E	ELDH2252	ELDH2652	ELDH3052	ELDH3252	ELDH3452
(S.O. 1-8 x 5-10)	(S.O. +8 x 4-6)	(S.O. 2-0 x 4-6)	(S.O. 2-4 x 4-6)	(S.O. 2-6 x 4-6)	(S.O. 2-8 x 4-6)
ELDH2272	ELDH2256	ELDH2656	ELDH3056	ELDH3256	ELDH3456
(S.O. 2-0 x 5-10)	(S.O. 2-0 x 4-10)	(S.O. 2-0 x 4-10)	(S.O. 2-4 x 4-10)	(S.O. 2-6 x 4-10)	(S.O. 2-8 x 4-10)
ELDH2672	ELDH2260	ELDH2660	ELDH3060	ELDH3260	ELDH3460
(S.O. 2-4 x 5-10)	(S.O. 1-8 x 5-2)	(S.O. 2-0 x 5-2)	(S.O. 2-4 x 5-2)	(S.O. 2-6 x 5-2)	(S.O. 2-8 x 5-2)
ELDH3072	ELDH2264	ELDH2664	ELDH3064	ELDH3264	ELDH3464
(S.O. 2-6 x 5-10)	(S.O. +8 x 5-6)	(S.O. 2-0 x 5-6)	(S.O. 2-4 x 5-6)	(S.O. 2-6 x 5-6)	(S.O. 2-8 x 5-6)
ELDH3272 E	ELDH2268	ELDH2668	ELDH3068	ELDH3268 E	ELDH3468 E
(S.O. 2-8 x 5-10)	(S.O. 1-8 x 6-2)	(S.O. 2-0 x 6-2)	(S.O. 2-4 x 6-2)	(S.O. 2-6 x 6-2)	(S.O. 2-8 x 6-2)
ELDH3472 E	ELDH2276	ELDH2676	ELDH3076 E	ELDH3276 E	ELDH3476 E

# DOUBLE HUNG

MO (mm)	3-0 (914)	3-2 (965)	3-6 (1067)	4-0 (1219)	4-6 (1372)
RO (mm)	3-0 1/2 (927)	3-2 1/2 (978)	3-6 1/2 (1080)	4-0 1/2 (1232)	4-6 1/2 (1384)
FS (mm)	2-11 1/2 (902)	3-1 1/2 (953)	3-5 1/2 (1054)	3-11 1/2 (1207)	4-5 1/2 (1359)
DLO (mm)	2-5 11/16 (754)	2-7 11/16 (805)	2-11 11/16 (906)	3-5 11/16 (1059)	3-11 11/16 (1211)
3-0 (914) 3-0 1/4 (921) 3-0 1/4 (921) 2-11 3/4 (908) 1-1 11/16 (348)	 ELDH3636	 ELDH3836	 ELDH4236	 ELDH4836	 ELDH5436
3-4 (1016) 3-4 1/4 (1022) 3-3 3/4 (1010) 1-3 11/16 (388)	 ELDH3640	 ELDH3840	 ELDH4240	 ELDH4840	 ELDH5440
3-8 (1176) 3-8 1/4 (1124) 3-7 3/4 (1111) 1-5 11/16 (449)	 ELDH3644	 ELDH3844	 ELDH4244	 ELDH4844	 ELDH5444
4-0 (1219) 4-0 1/4 (1226) 3-11 3/4 (1213) 1-7 11/16 (600)	 ELDH3648	 ELDH3848	 ELDH4248	 ELDH4848	 ELDH5448
4-4 (1321) 4-4 1/4 (1327) 4-3 3/4 (1314) 1-9 11/16 (651)	 ELDH3652	 ELDH3852	 ELDH4252	 ELDH4852	 ELDH5452
4-8 (1422) 4-8 1/4 (1429) 4-7 3/4 (1416) 1-11 11/16 (602)	 ELDH3656	 ELDH3856	 ELDH4256	 ELDH4856	 ELDH5456
5-0 (1524) 5-0 1/4 (1530) 4-11 3/4 (1518) 2-1 11/16 (652)	 ELDH3660 E	 ELDH3860 E	 ELDH4260 E	 ELDH4860 E	 ELDH5460 E
5-4 (1626) 5-4 1/4 (1632) 5-3 3/4 (1619) 2-3 11/16 (703)	 ELDH3664 E	 ELDH3864 E	 ELDH4264 E	 ELDH4864 E	 ELDH5464 E
5-8 (1727) 5-8 1/4 (1734) 5-7 3/4 (1721) 2-5 11/16 (754)	 ELDH3668 E	 ELDH3868 E	 ELDH4268 E	 ELDH4868 E	 ELDH5468 E
6-0 (1829) 6-0 1/4 (1835) 5-11 3/4 (1822) 2-7 11/16 (805)	 ELDH3672 E	 ELDH3872 E	 ELDH4272 E	 ELDH4872 E	 ELDH5472 E
6-4 (1930) 6-4 1/4 (1937) 6-3 3/4 (1924) 2-9 11/16 (856)	 ELDH3676 E	 ELDH3876 E	 ELDH4276 E	 ELDH4876 E	 ELDH5476 E

Details and Elevations not to scale.

Special sized units available within and outside of CN matrix. Please contact your Marvin dealer.

Minimum frame size: 17 1/2" x 27 3/4"

Maximum frame size: 53 1/2" x 83 3/4"

Optional Double Hung GBGs and SDLs are available in a standard Rectangular cut shown. Other available lite cuts shown on page 3.

When ordering 6 9/16" (167 mm) or 6 13/16" (173 mm) jambs, add 1/4" (6 mm) to width and 1/8" (3 mm) to height for Rough Opening, Frame Size and Masonry Opening.

E = These windows meet National Egress Codes for fire evacuation. Local codes may differ.

Available in equal, cottage, and reverse cottage sash configurations. Cottage and reverse cottage sash configurations are not available below CN 36 height and above CN 68 height.

For further details and drawings visit the 'Tools and Documents' section at Marvin.com.

## MULTIPLE ASSEMBLIES

Multiple assemblies can be factory mullied.

MAXIMUM ROUGH OPENING not to exceed 113 1/2" x 76 1/4" Maximum up to 5 units wide by 1 unit high.

MAXIMUM ROUGH OPENING not to exceed 84" x 92" Maximum up to 3 units wide by 5 units high.

























































































Field mull kits are available. Structural mullion reinforcement is required for some assemblies.

Please consult your local Marvin representative for more information.

MARVIN ELEVATE™ COLLECTION  
**DOUBLE HUNG**

2 Wide

<b>MO (mm)</b>	3-7 1/2 (1105)	4-3 1/2 (1308)	4-11 1/2 (1511)	5-3 1/2 (1613)	5-7 1/2 (1715)	5-11 1/2 (1816)	6-3 1/2 (1918)	6-11 1/2 (2121)
<b>RO (mm)</b>	3-8 (1118)	4-4 (1321)	5-0 (1524)	5-4 (1626)	5-8 (1727)	6-0 (1829)	6-4 (1930)	7-0 (2134)
<b>FS (mm)</b>	3-7 (1092)	4-3 (1295)	4-11 (1499)	5-3 (1600)	5-7 (1702)	5-11 (1803)	6-3 (1905)	6-11 (2108)

3-0 (914) 3-0 1/4 (921) 3-0 1/2 (927)	 ELDH2236 2W	 ELDH2636 2W	 ELDH3036 2W	 ELDH3236 2W	 ELDH3436 2W	 ELDH3636 2W	 ELDH 3836 2W	 ELDH 4236 2W
3-4 (1016) 3-4 1/4 (1022) 3-3 3/4 (1010)	 ELDH2240 2W	 ELDH2640 2W	 ELDH3040 2W	 ELDH3240 2W	 ELDH3440 2W	 ELDH 3640 2W	 ELDH 3840 2W	 ELDH 4240 2W
3-8 (1176) 3-8 1/4 (1124) 3-7 3/4 (1111)	 ELDH2244 2W	 ELDH2644 2W	 ELDH3044 2W	 ELDH3244 2W	 ELDH3444 2W	 ELDH 3644 2W	 ELDH 3844 2W	 ELDH 4244 2W
4-0 (1219) 4-0 1/4 (1226) 3-11 3/4 (1213)	 ELDH2248 2W	 ELDH2648 2W	 ELDH3048 2W	 ELDH3248 2W	 ELDH3448 2W	 ELDH 3648 2W	 ELDH 3848 2W	 ELDH 4248 2W
4-4 (1321) 4-4 1/4 (1327) 4-3 3/4 (1314)	 ELDH2252 2W	 ELDH2652 2W	 ELDH3052 2W	 ELDH3252 2W	 ELDH3452 2W	 ELDH 3652 2W	 ELDH 3852 2W	 ELDH 4252 2W
4-8 (1422) 4-8 1/4 (1429) 4-7 3/4 (1416)	 ELDH2256 2W	 ELDH2656 2W	 ELDH3056 2W	 ELDH3256 2W	 ELDH3456 2W	 ELDH 3656 2W	 ELDH 3856 2W	 ELDH 4256 2W
5-0 (1524) 5-0 1/4 (1530) 4-11 3/4 (1518)	 ELDH2260 2W	 ELDH2660 2W	 ELDH3060 2W	 ELDH3260 2W	 ELDH3460 2W	 ELDH 3660 2W E	 ELDH 3860 2W E	 ELDH 4260 2W E
5-4 (1626) 5-4 1/4 (1632) 5-3 3/4 (1619)	 ELDH2264 2W	 ELDH2664 2W	 ELDH3064 2W	 ELDH3264 2W	 ELDH3464 2W	 ELDH 3664 2W E	 ELDH 3864 2W E	 ELDH 4264 2W E
5-8 (1727) 5-8 1/4 (1734) 5-7 3/4 (1721)	 ELDH2268 2W	 ELDH2668 2W	 ELDH3068 2W	 ELDH3268 2W E	 ELDH3468 2W E	 ELDH 3668 2W E	 ELDH 3868 2W E	 ELDH 4268 2W E
6-0 (1829) 6-0 1/4 (1835) 5-11 3/4 (1822)	 ELDH2272 2W	 ELDH2672 2W	 ELDH3072 2W	 ELDH3272 2W E	 ELDH3472 2W E	 ELDH 3672 2W E	 ELDH 3872 2W E	 ELDH 4272 2W E
6-4 (1930) 6-4 1/4 (1937) 6-3 3/4 (1924)	 ELDH2276 2W	 ELDH2676 2W	 ELDH3076 2W E	 ELDH3276 2W E	 ELDH3476 2W E	 ELDH 3676 2W E	 ELDH 3876 2W E	 ELDH 4276 2W E

# DOUBLE HUNG

## 2 Wide

MO (mm)	7-11 1/2 (2426)	8-11 1/2 (2731)
RO (mm)	8-0 (2438)	9-0 (2743)
FS (mm)	7-11 (2413)	8-11 (2718)

3-0 (914) 3-0 1/4 (921) 2-11 3/4 (908)		
3-4 (1016) 3-4 1/4 (1022) 3-3 3/4 (1010)		
3-8 (1176) 3-8 1/4 (1124) 3-7 3/4 (1111)		
4-0 (1219) 4-0 1/4 (1226) 3-11 3/4 (1213)		
4-4 (1321) 4-4 1/4 (1327) 4-3 3/4 (1314)		
4-8 (1422) 4-8 1/4 (1429) 4-7 3/4 (1416)		
5-0 (1524) 5-0 1/4 (1530) 4-11 3/4 (1518)		
5-4 (1626) 5-4 1/4 (1632) 5-3 3/4 (1619)		
5-8 (1727) 5-8 1/4 (1734) 5-7 3/4 (1721)		
6-0 (1829) 6-0 1/4 (1835) 5-11 3/4 (1822)		
6-4 (1930) 6-4 1/4 (1937) 6-3 3/4 (1924)		

Details and Elevations not to scale.  
Special sized units available within and outside of CN matrix.  
Please contact your Marvin dealer.

Minimum frame size: 17 1/2" x 27 3/4"

Maximum frame size: 53 1/2" x 83 3/4"

Optional Double Hung GBGs and SDLs are available in a standard Rectangular cut shown. Other available lite cuts shown on page 3.

When ordering 6 9/16" (167 mm) or 6 13/16" (173 mm) jambs, add 1/4" (6 mm) to width and 1/8" (3 mm) to height for Rough Opening, Frame Size and Masonry Opening.

E = These windows meet National Egress Codes for fire evacuation. Local codes may differ.

Available in equal, cottage, and reverse cottage sash configurations. Cottage and reverse cottage sash configurations are not available below CN 36 height and above CN 68 height.

For further details and drawings visit the 'Tools and Documents' section at Marvin.com.

### MULTIPLE ASSEMBLIES

Multiple assemblies can be factory mullied.

MAXIMUM ROUGH OPENING not to exceed 113 1/2" x 76 1/4"

Maximum up to 5 units wide by 1 unit high.

MAXIMUM ROUGH OPENING not to exceed 84" x 92"

Maximum up to 3 units wide by 5 units high.

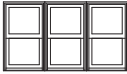
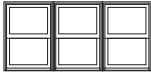
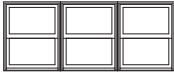
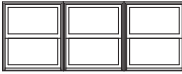

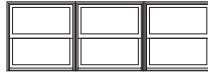











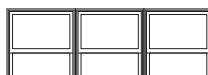
















































Field mull kits are available. Structural mullion reinforcement is required for some assemblies.

Please consult your local Marvin representative for more information.

# DOUBLE HUNG

## 3 Wide

MO (mm)	5-5 (1651)	6-5 (1956)	7-5 (2261)	7-11 (2413)	8-5 (2565)	8-11 (2718)
RO (mm)	5-5 1/2 (1664)	6-5 1/2 (1969)	7-5 1/2 (2273)	7-11 1/2 (2426)	8-5 1/2 (2578)	8-11 1/2 (2731)
FS (mm)	5-4 1/2 (1638)	6-4 1/2 (1943)	7-4 1/2 (2248)	7-10 1/2 (2400)	8-4 1/2 (2553)	8-10 1/2 (2705)

3-0 (914) 3-0 1/4 (921)	 ELDH2236 3W	 ELDH2636 3W	 ELDH3036 3W	 ELDH3236 3W	 ELDH3436 3W	 ELDH3636 3W
3-4 (1016) 3-4 1/4 (1022) 3-3 3/4 (1010)	 ELDH2240 3W	 ELDH2640 3W	 ELDH3040 3W	 ELDH3240 3W	 ELDH3440 3W	 ELDH3640 3W
3-8 (1176) 3-8 1/4 (1124) 3-7 3/4 (1111)	 ELDH2244 3W	 ELDH2644 3W	 ELDH3044 3W	 ELDH3244 3W	 ELDH3444 3W	 ELDH3644 3W
4-0 (1219) 4-0 1/4 (1226) 3-11 3/4 (1213)	 ELDH2248 3W	 ELDH2648 3W	 ELDH3048 3W	 ELDH3248 3W	 ELDH3448 3W	 ELDH3648 3W
4-4 (1321) 4-4 1/4 (1327) 4-3 3/4 (1314)	 ELDH2252 3W	 ELDH2652 3W	 ELDH3052 3W	 ELDH3252 3W	 ELDH3452 3W	 ELDH3652 3W
4-8 (1422) 4-8 1/4 (1429) 4-7 3/4 (1416)	 ELDH2256 3W	 ELDH2656 3W	 ELDH3056 3W	 ELDH3256 3W	 ELDH3456 3W	 ELDH3656 3W
5-0 (1524) 5-0 1/4 (1530) 4-11 3/4 (1518)	 ELDH2260 3W	 ELDH2660 3W	 ELDH3060 3W	 ELDH3260 3W	 ELDH3460 3W	 ELDH3660 3W E
5-4 (1626) 5-4 1/4 (1632) 5-3 3/4 (1619)	 ELDH2264 3W	 ELDH2664 3W	 ELDH3064 3W	 ELDH3264 3W	 ELDH3464 3W	 ELDH3664 3W E
5-8 (1727) 5-8 1/4 (1734) 5-7 3/4 (1721)	 ELDH2268 3W	 ELDH2668 3W	 ELDH3068 3W	 ELDH3268 3W E	 ELDH3468 3W E	 ELDH3668 3W E
6-0 (1829) 6-0 1/4 (1835) 5-11 3/4 (1822)	 ELDH2272 3W	 ELDH2672 3W	 ELDH3072 3W	 ELDH3272 3W E	 ELDH3472 3W E	 ELDH3672 3W E
6-4 (1930) 6-4 1/4 (1937) 6-3 3/4 (1924)	 ELDH2276 3W	 ELDH2676 3W	 ELDH3076 3W E	 ELDH3276 3W E	 ELDH3476 3W E	 ELDH3676 3W E

# DOUBLE HUNG

## 3 Wide and 4 Wide

MO (mm)	9-5 (2870)	7-2 1/2 (2197)	8-6 1/2 (2604)
RO (mm)	9-5 1/2 (2883)	7-3 (2210)	8-7 (2616)
FS (mm)	9-4 1/2 (2858)	7-2 (2184)	8-6 (2591)
3-0 (814) 3-0 1/4 (921) 2-11 3/4 (808)			
3-4 (1016) 3-4 1/4 (1022) 3-3 3/4 (1010)			
3-8 (1176) 3-8 1/4 (1124) 3-7 3/4 (1111)			
4-0 (1219) 4-0 1/4 (1226) 3-11 3/4 (1213)			
4-4 (1321) 4-4 1/4 (1327) 4-3 3/4 (1314)			
4-8 (1422) 4-8 1/4 (1429) 4-7 3/4 (1416)			
5-0 (1524) 5-0 1/4 (1530) 4-11 3/4 (1518)			
5-4 (1626) 5-4 1/4 (1632) 5-3 3/4 (1619)			
5-8 (1727) 5-8 1/4 (1734) 5-7 3/4 (1721)			
6-0 (1829) 6-0 1/4 (1835) 5-11 3/4 (1822)			
6-4 (1930) 6-4 1/4 (1937) 6-3 3/4 (1924)			

Details and Elevations not to scale.

Special sized units available within and outside of CN matrix. Please contact your Marvin dealer.

Minimum frame size: 17 1/2" x 27 3/4"

Maximum frame size: 53 1/2" x 83 3/4"

Optional Double Hung GBGs and SDLs are available in a standard Rectangular cut shown. Other available lite cuts shown on page 3.

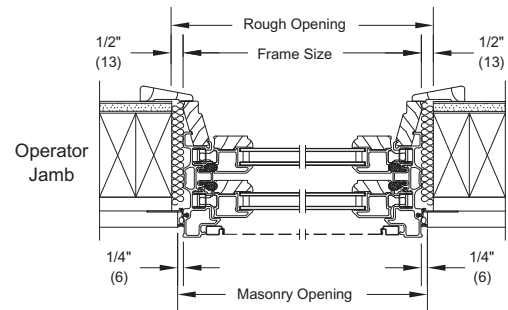
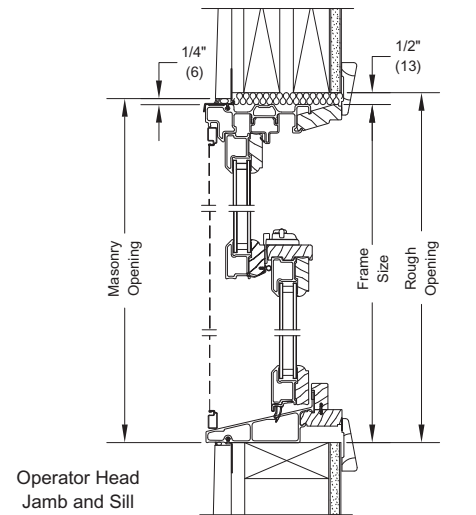
When ordering 6 9/16" (167 mm) or 6 13/16" (173 mm) jambs, add 1/4" (6 mm) to width and 1/8" (3 mm) to height for Rough Opening, Frame Size and Masonry Opening.

E = These windows meet National Egress Codes for fire evacuation. Local codes may differ.

Available in equal, cottage, and reverse cottage sash configurations. Cottage and reverse cottage sash configurations are not available below CN 36 height and above CN 68 height.

For further details and drawings visit the 'Tools and Documents' section at Marvin.com.

### Construction Details



### MULTIPLE ASSEMBLIES

Multiple assemblies can be factory mullied.

**MAXIMUM ROUGH OPENING** not to exceed 113 1/2" x 76 1/4" Maximum up to 5 units wide by 1 unit high.

**MAXIMUM ROUGH OPENING** not to exceed 84" x 92" Maximum up to 3 units wide by 5 units high.

Field mull kits are available. Structural mullion reinforcement is required for some assemblies.

Please consult your local Marvin representative for more information.