



Essential Direct Glaze Polygon and Rectangle

Replacement Parts

Specifications and technical data are subject to change without notice.

Numbers listed in () parentheses are metric equivalents in millimeters rounded to the nearest whole number.

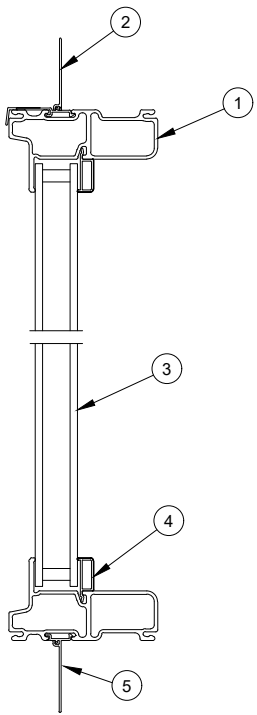
Suggested fasteners are not included and must be ordered separately.

Illustrations are not to scale.

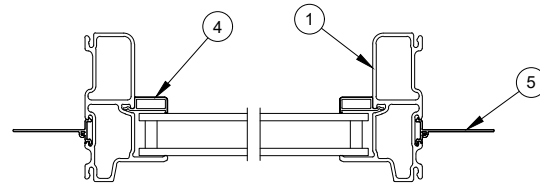
Contents

Product History.....	2
Part Identification - Direct Glaze Polygon.....	3
Vinyl Parts.....	4
Replacement Glass Shapes.....	5

Produced	Unit Type	Features and Changes
2006	Polygon	04/2006: Unit features 7/8" double strength insulating Low E II w/argon. GBGs are available in White and Pebble Gray. 2" jambs with a 4 9/16" and 6 9/16" extensions. Available with factory applied sheet rock return and field applied J-channel. White interior only with white hardware. Pebble Gray and Stone White exteriors. 09/2006: Prairie GBG Lite cuts made available for the Essential Series products. See Product Bulletin 69 for more details.
2007	Polygon	03/2007: Bronze exterior introduced. 11/2007: Evergreen exterior introduced.
2008	Polygon	03/2008: Cashmere exterior introduced.
2009	Polygon	03/2009: Ebony exterior introduced. 05/2009: LoE3 366 glass option introduced.
2015	Polygon	02/2015: Introduced new nailing fin with drip cap.
2017	Polygon	12/2017: Added availability of customer specified divided lite cut configurations for GBG and allowing any color GBG to the exterior only.
2018	Polygon	02/2018: Introduced Bronze and Ebony Interior option. Standardized Ebony Exterior from Essential Ebony to Marvin Ebony. 10/29/2018: Low E3 ERS glass type was added. 12/17/2018: Introduced textured glass types: Reed, Narrow Reed, Rain, Glue Chip and Frost and also colored glass types: Clear, Bronze, Gray and Green.
2020	Polygon	01/2020: Protective Glass Film becomes a standard feature across all Essential product lines.
2022	Polygon	10/29/2022: Evergreen discontinued. See Product Bulletin 851 for more details.
2023	Polygon	02/27/2023: Gunmetal introduced. See Product Bulletin 863 for more details.



Head Jamb and Sill Detail



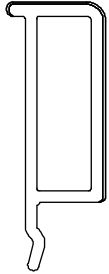
Jamb Detail

1. Frame
2. Head Jamb Nail Fin with Drip Cap, V2395
3. Insulating Glass
4. Glazing Stop, V1473/V2860
5. Sill and Jamb Nail Fin, V1428

Glazing Stop

V1473/V2860

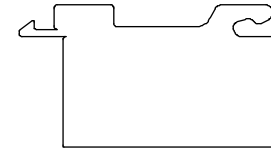
Length	Color and Part Number			
	Stone White	Bronze	Ebony	Gunmetal
150" (3810)	17012799	17013799	17014799	17084799



Secondary Frame Transom Mull

V1664/V2878

CN	Length	Color and Part Number			
		Stone White	Bronze	Ebony	Gunmetal
10	9 7/8" (251)	11700135	11700510	11700610	11709610
16	15 7/8" (403)	11700195	11700516	11700616	11709616
50	59 5/32" (1503)	11700595	11700550	11700650	11709650
510	69 21/32" (1769)	11700695	11705510	11706510	11709510
60	71 5/32" (1807)	11700715	11700560	11700660	11709660
90	107 5/32" (2722)	11701075	11700590	11700690	11709690
Lineal	144" (3658)	11700099	11700599	11700699	11709699

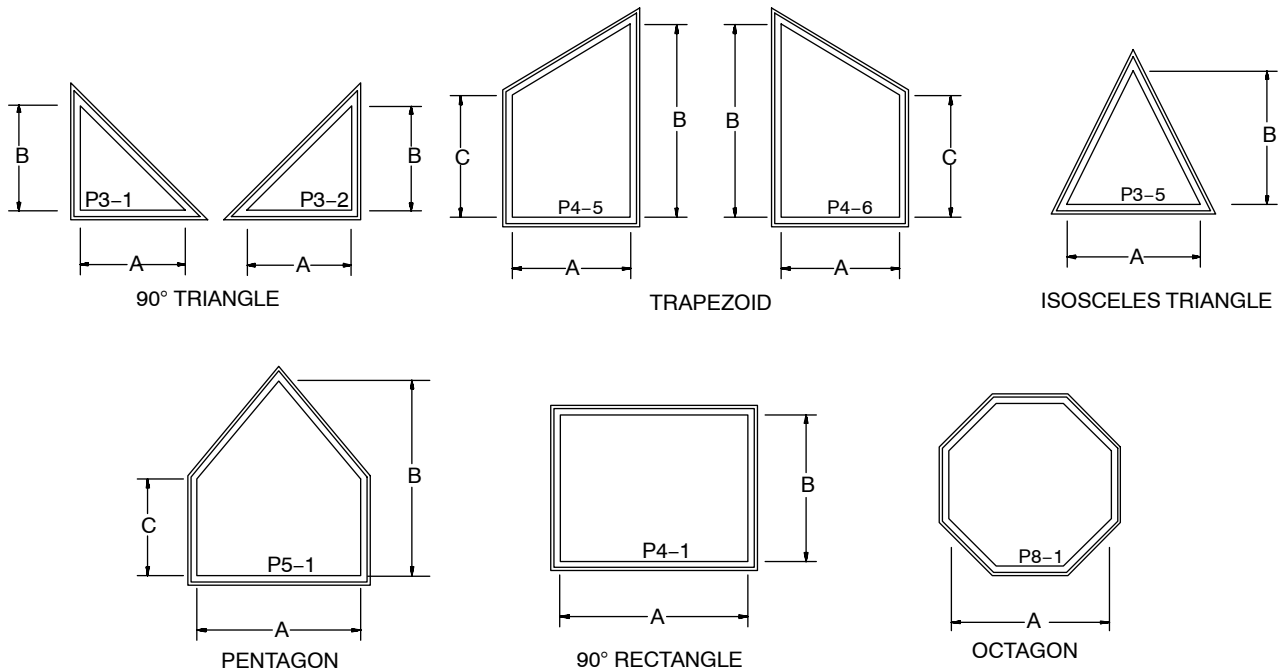


When ordering replacement glass, specify:

1. Original order number;
2. shape (see shapes below);
3. rough opening* (polygon shapes only);
4. glazing.

If rough opening is not available, provide the exterior daylight opening by measuring at key dimensions shown in the shape chart below and contact your Marvin representative to calculate rough opening.

NOTE: Glazing stops are included with replacement glass.



NOTE: Exterior view shown