

GRILLES, MUNTS, BEADS & FILLERS

Table of Contents

	PAGE
Clad Glazing Systems	2
Wood Glazing Beads	6
Discontinued Grille Tacks	10



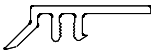
**GRILLES, MUNTS, BEADS & FILLERS SECTION
INFORMATION IS INCOMPLETE.**

**COMPLETE INFORMATION
WILL BE ADDED WHEN AVAILABLE.**

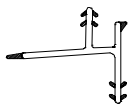
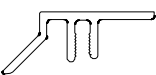

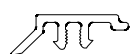

ATTENTION:

- Specification and technical data are subject to change without notice.
- Numbers listed in parentheses () are metric equivalents in millimeters rounded to the nearest whole number.

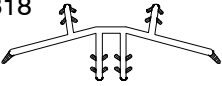
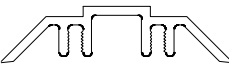
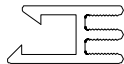
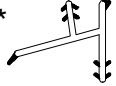
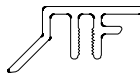
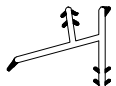
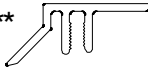
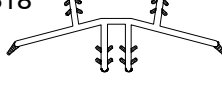
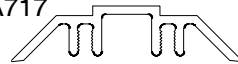
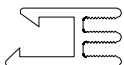
Components are sold in 12' 6" lengths unless noted otherwise. When ordering, specify part number and quantity.

Product Type	Glazing Type	Profile & Number (Not to scale)	Color	Part Number
Clad Double Hung , Clad Single Hung, Clad Double Hung Tilt Pac	3/4" 1-lite sash	V535 	Bahama Brown Pebble Gray Bronze Stone White	15991399 15991499 15991599 15991799
Clad Double Hung , Clad Single Hung, Clad Double Hung Tilt Pac NOTE: When re-glazing sash with metal cap bead (A174), care must be taken to not damage the metal cap as it must be re- used. V901 needs to be replaced under the metal cap bead when re-glazing.	9/16"	V901 	Beige	15991199
		A174 	Bahama Brown Pebble Gray Bronze Evergreen Stone White	No longer available

Components are sold in 12' 6" lengths unless noted otherwise. When ordering, specify part number and quantity.

Product Type	Glazing Type	Profile & Number (Not to scale)	Color	Part Number
Ultimate Double/Single Hung Magnum, Ultimate Double Hung Magnum Tilt Pac NOTE: When re-glazing sash with metal cap bead (A178), care must be taken to not damage the metal cap as it must be re-used. V902 needs to be replaced under the metal cap bead when re-glazing.	9/16"	V902 	Beige	15666999
		A178 	Pebble Gray Bronze Evergreen Stone White	No longer available
Clad Glider NOTE: When re-glazing sash with metal cap bead (A186), care must be taken to not damage the metal cap as it must be re-used. V901 needs to be replaced under the metal cap bead when re-glazing.	9/16"	V901 	Beige	15991199
		A186 		No longer available
Clad Glider	3/4" 1-lite sash	V644 	Bahama Brown Pebble Gray Bronze Stone White	15986999 15987999 No longer available

Components are sold in 12' 6" lengths unless noted otherwise. When ordering, specify part number and quantity.

Product Type	Glazing Type	Profile & Number (Not to scale)	Color	Part Number
Ultimate Double/Single Hung Magnum, Ultimate Double Hung Magnum Tilt Pac	ADL IG	V318 	Beige (9' 3")	No longer available
		A717 	Pebble Gray Bronze Evergreen Stone White	No longer available
	Munt Adapter	A715 	White	No longer available
Ultimate Trimline Patio Door DISC LA PRE 2003 NOTE: When re-glazing with metal cap bead (A173), care must be taken to not damage the metal cap as it must be re-used. V306 needs to be replaced under the metal cap bead when re-glazing. NOTE: Also used to reglaze Terrace Door glass	3/4"	V306*** 		15901003 (12')
		A173 	Bahama Brown Pebble Gray Bronze Evergreen Stone White	No longer available
Ultimate Outswing French Door DISC LA PRE 7/30/12	3/4"	V306 		15901003 (12')
		A172*** 	Bahama Brown Pebble Gray Bronze Evergreen	18394401 18394402 18394403 18394399
Ultimate Outswing French Door DISC LA PRE 7/30/12 Ultimate Outswing French Door Transom DISC LA PRE 7/30/12	ADL IG	V318 	Beige (9' 3")	No longer available
		A717 	Bahama Brown Pebble Gray Bronze Evergreen	No longer available
	Munt Adapter	A715 	White	No longer available

* Marvin recommends that W4230 be ordered in pre-fabricated sets. Provide unit call number or actual glass size.

** Specify call number if stock otherwise provide template or order number for custom units.

*** Needed for reglazing Clad Terrace Door glass.

Components are sold in 12' 6" lengths unless noted otherwise. When ordering, specify part number and quantity.

Product Type	Glazing Type	Profile & Number (Not to scale)	Color	Part Number
Ultimate Inswing French Door and Transom Ultimate Outswing French Door Ultimate Sliding French Door and Transom Ultimate Sliding Patio Door Ultimate Bi-Fold Door 1 3/4inch DISC LA PRE 4/24/17	3/4" Int. Glaze	V933	Black	15996598 (12')
				W4230*
				W12227*
				W11643*
Ultimate Direct Glaze Polygon Ultimate Direct Glaze Round Top (radius stop**) NOTE: W4160 was replaced with W14258.	1" Int. Glaze	W14258		W14258
Clad Casemaster Round Top ST (stationary in-sash lineal) (stationary in-sash radius stop**)	3/4" Int. Glaze or 1" Int. Glaze	W7680**		70999896 (8')

* Marvin recommends that W4230 be ordered in pre-fabricated sets. Provide unit call number or actual glass size.

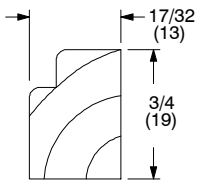
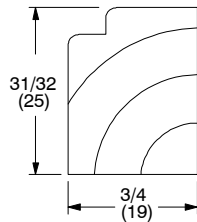
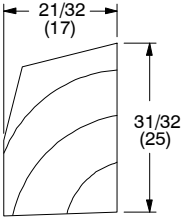
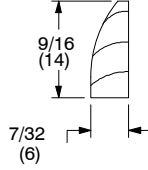
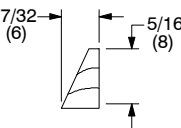
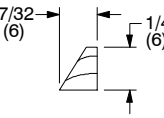
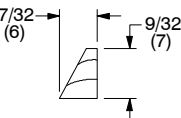
** Specify call number if stock otherwise provide template or order number for custom units.

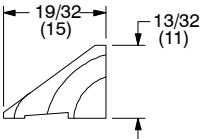
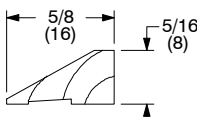
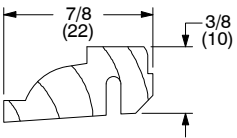
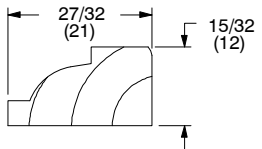
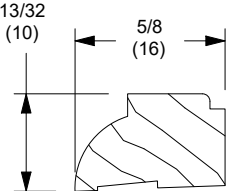
When ordering replacement wood bead specify:

1. profile number;
2. finish;
3. product type;
4. size.
 - a. length
 - b. call number or rough opening
 - c. radius (if applicable – template may be required)

NOTE: Glass dimensions listed are nominal. Glass thickness may vary due to glass size and type.

Profile & Number (Not to scale)	Product Usage List
<p>W4010</p>	<p>1/2" IG Double Hung Glider</p> <p>3/4" IG Wood Single Hung Curved Glass</p> <p><i>NOTE: Longest length available is 48 3/16" (48.19)</i></p>
<p>W4011</p>	<p>9/16" IG Double Hung Glider</p>
<p>W4012</p>	<p>Wood Double Hung Wood Magnum Double Hung Wood Glider 6/4 Specials</p>
<p>W4009</p>	<p>Ultimate Wood Double Hung, Ultimate Wood Double Hung Round Top, Ultimate Wood Double Hung Polygon Ultimate Wood Single Hung, Ultimate Wood Single Hung Round Top, Wood Magnum Double Hung and Round Top</p> <p>NOTE: SDL bars use the same wood profile</p>
<p>W4094</p>	<p>1" IG Magnum Double Hung Picture unit – 2 1/2" sash</p>
<p>W11333</p>	<p>Ultimate Tilt Turn, Ultimate Wood Tilt Turn Ultimate Tilt Turn Hopper, Ultimate Wood Tilt Turn Hopper Ultimate Tilt Turn Casement Inswing Ultimate Wood Tilt Turn Casement Inswing Ultimate Tilt Turn Round Top, Ultimate Wood Tilt Turn Round Top</p>

Profile & Number (Not to scale)	Product Usage List
<p>W4102</p> 	<p>7/8" IG Tilt Turn</p>
<p>W4106</p> 	<p>Single Glaze Tilt Turn</p>
<p>W4110</p> 	<p>1" IG 1" direct glaze Polygon or Round Top units</p>
<p>W4120</p> 	<p>Single Glaze French Door Transom Inswing French Door Outswing French Door</p>
<p>W4130</p> 	<p>1/8" Single Glaze Putty Profile Magnum Historic Single Hung Magnum Historic Double Hung Magnum Historic Double Hung Picture unit – 1 3/4" sash Magnum Historic Double Hung Transom</p>
<p>W4131</p> 	<p>1/4" Single Glaze Putty Profile Magnum Historic Single Hung Magnum Historic Double Hung Magnum Historic Double Hung Picture unit – 1 3/4" sash Magnum Historic Double Hung Transom</p>
<p>W4132</p> 	<p>3/16" Single Glaze Putty Profile Magnum Historic Single Hung Magnum Historic Double Hung Magnum Historic Double Hung Picture unit – 1 3/4" sash Magnum Historic Double Hung Transom</p>

Profile & Number (Not to scale)	Product Usage List
<p>W4140</p> 	<p>IG Putty Profile Double Hung Magnum</p>
<p>W4142</p> 	<p>IG Putty Profile Double Hung – 1 3/8" sash</p>
<p>W4230</p> 	<p>3/4" IG Ultimate Wood Sliding Patio Door Ultimate Wood French Door Ultimate Wood Inswing Arch Top French Door (bottom rail and stiles) Ultimate Wood Outswing Arch Top French Door (bottom rail and stiles) Ultimate Wood Outswing French Door (with factory finish) Ultimate Sliding French Door</p>
<p>W4232</p> 	<p>3/4" IG Inswing Arch Top French Door (top rail) Outswing Arch Top French Door (top rail)</p>
<p>W4800</p> 	<p>Simulated Divided Lite Glazing Bead Wood Double Hung Tilt Pac NOTE: Use to reglaze discontinued-NA Tilt Pac units.</p>

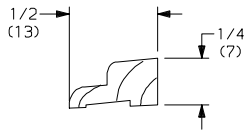
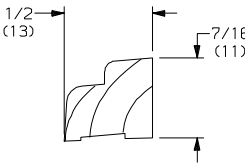
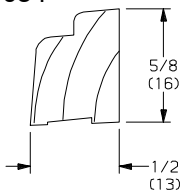
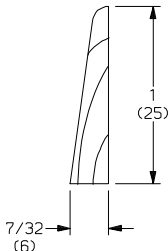
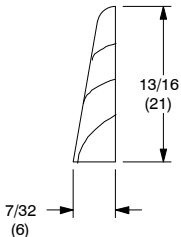
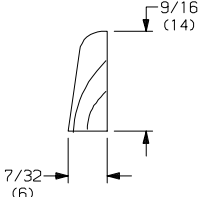
Profile & Number (Not to scale)	Product Usage List
<p>W4030</p> 	<p>1/2" IG Double Hung Tilt Pac Glider</p>
<p>W4032</p> 	<p>Single Glaze – with EP Double Hung Tilt Pac Glider</p>
<p>W4034</p> 	<p>Single Glaze – no EP Double Hung Tilt Pac Glider</p>
<p>W4072</p> 	<p>Single Glaze – no EP Double Hung Magnum Double Hung Magnum Picture Unit – 1 3/4" sash Round Top Polygon</p>
<p>W4074</p> 	<p>Single Glaze – with EP Double Hung Magnum Picture Unit – 1 3/4" sash Round Top Direct Glaze Polygon</p>
<p>W4222</p> 	<p>Single Glaze – with EP Round Top Polygon</p>

ILLUSTRATION <i>NOT TO SCALE</i>	DESCRIPTION	PART NUMBER
	Grille Tack, Sash Windows	No longer available
	Grille Tack, Glazing Doors	