

THESE DOORS ARE RATED FOR LARGE & SMALL MISSILE IMPACT.
SHUTTERS ARE NOT REQUIRED.

Coastline MultiSlide Door 3.187" Stile IZ4

THIS PRODUCT HAS BEEN DESIGNED AND TESTED TO COMPLY WITH THE REQUIREMENTS OF THE 2020 (7TH EDITION)/2023 (8TH EDITION) FLORIDA BUILDING CODE INCLUDING HIGH VELOCITY HURRICANE ZONE (HVHZ).

1BY OR 2BY WOOD BUCKS & BUCK FASTENERS BY OTHERS, MUST BE DESIGNED AND INSTALLED ADEQUATELY TO TRANSFER APPLIED PRODUCT LOADS TO THE BUILDING STRUCTURE.

ANCHORS SHALL BE CORROSION RESISTANT, SPACED AS SHOWN ON DETAILS AND INSTALLED PER MANUF'S INSTRUCTIONS. SPECIFIED EMBEDMENT TO BASE MATERIAL SHALL BE BEYOND WALL DRESSING OR STUCCO.

A LOAD DURATION INCREASE IS USED IN DESIGN OF ANCHORS INTO WOOD ONLY.

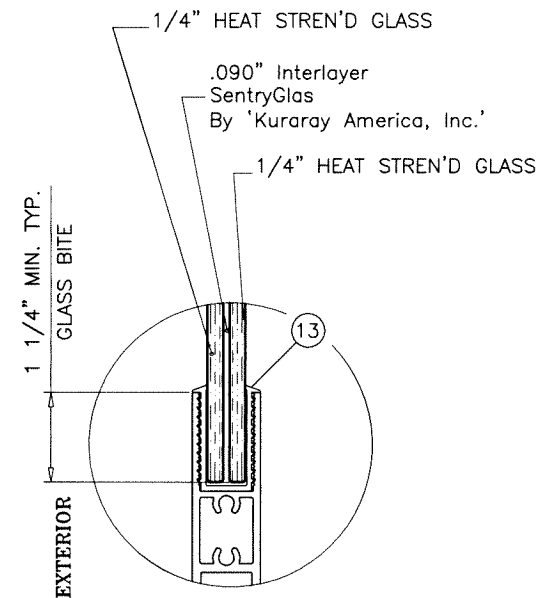
ALL SHIMS TO BE HIGH IMPACT, NON-METALLIC AND NON-COMPRESSIBLE.

MATERIALS INCLUDING BUT NOT LIMITED TO STEEL/METAL SCREWS, THAT COME INTO CONTACT WITH OTHER DISSIMILAR MATERIALS SHALL MEET THE REQUIREMENTS OF THE 2020/2023 FLORIDA BLDG. CODE & ADOPTED STANDARDS.

THIS PRODUCT APPROVAL IS GENERIC AND DOES NOT PROVIDE INFORMATION FOR A SITE SPECIFIC PROJECT, i.e. LIFE SAFETY OF THIS PRODUCT, ADEQUACY OF STRUCTURE RECEIVING THIS PRODUCT AND SEALING AROUND OPENING FOR WATER INFILTRATION RESISTANCE ETC. CONDITIONS NOT SHOWN IN THIS DRAWING ARE TO BE ANALYZED SEPARATELY, AND TO BE REVIEWED BY BUILDING OFFICIAL.

DESIGN LOADS SHOWN ARE BASED ON 'ALLOWABLE STRESS DESIGN (ASD)'.
MANUFACTURER'S LABEL SHALL BE LOCATED ON A READILY VISIBLE LOCATION IN ACCORDANCE WITH SECTION 1709.9.3 OF FLORIDA BUILDING CODE.
LABELING TO COMPLY WITH SECTION 1709.9.2.

DAYLITE OPENINGS:
D.L.O. HEIGHT = PANEL HEIGHT - 7.375"
D.L.O. WIDTH = PANEL WIDTH - 6.375"
PANEL HEIGHT = DOOR FRAME HEIGHT - 1.875"




GLAZING DETAIL

9/16" OVERALL LAMINATED GLASS

A- CONTRACTOR TO BE RESPONSIBLE FOR THE SELECTION, PURCHASE AND INSTALLATION OF THIS PRODUCT BASED ON THIS PRODUCT EVALUATION PROVIDED HE/SHE DOES NOT DEVIATE FROM THE CONDITIONS DETAILED ON THIS DOCUMENT.
B- THIS PRODUCT EVALUATION DOCUMENT WILL BE CONSIDERED INVALID IF ALTERED BY ANY MEANS.
C- SITE SPECIFIC PROJECTS SHALL BE PREPARED BY A FLORIDA REGISTERED ENGINEER OR ARCHITECT WHICH WILL BECOME THE ENGINEER OF RECORD (E.O.R.) FOR THE PROJECT AND WHO WILL BE RESPONSIBLE FOR THE PROPER USE OF THE P.E.D. ENGINEER OF RECORD, ACTING AS A DELEGATED ENGINEER TO THE P.E.D. ENGINEER SHALL SUBMIT TO THIS LATTER THE SITE SPECIFIC DRAWINGS FOR REVIEW.
D- THIS P.E.D. SHALL BEAR THE DATE AND ORIGINAL SEAL AND SIGNATURE OF THE PROFESSIONAL ENGINEER OF RECORD THAT PREPARED IT.

Sealed: 7/25/2023

FL #33565

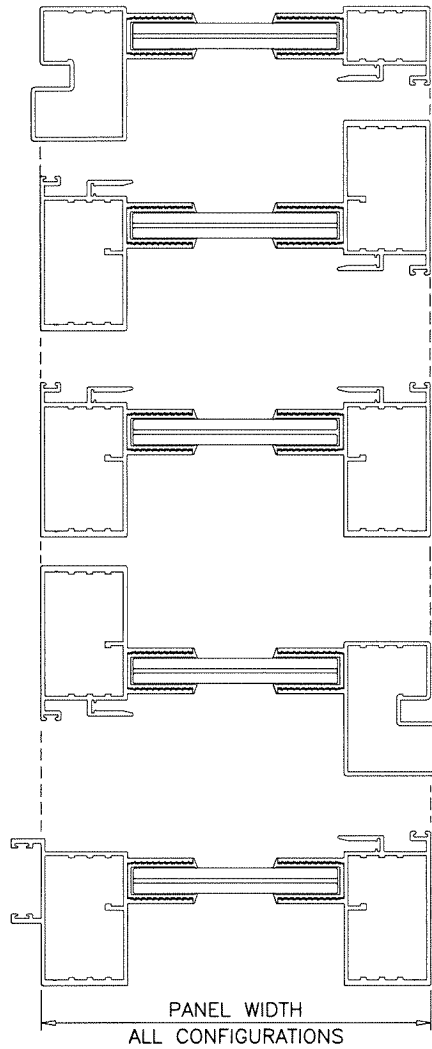
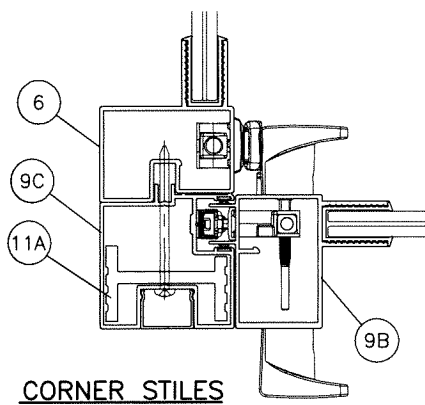
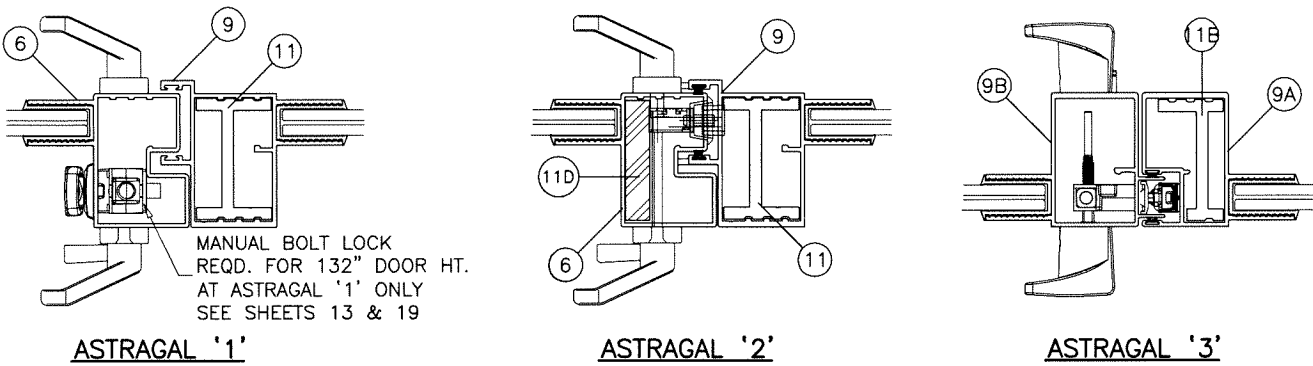
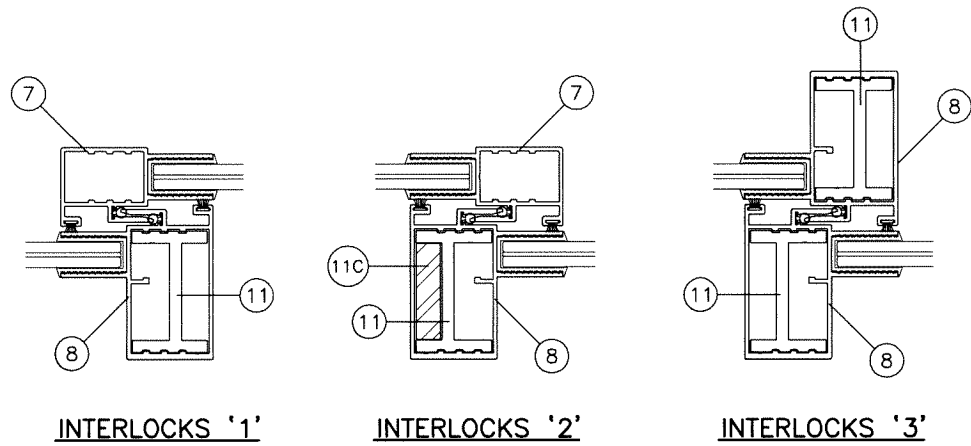


af c
AL-FAROOQ CORPORATION
ENGINEERS & PRODUCT DEVELOPMENT
9360 SUNSET DRIVE, SUITE 220
MIAMI, FLORIDA 33173 (C.A.N. 3538)
TEL. (305) 264-8100 FAX. (305) 262-6978
COMP-ANL \ 18-24F-SIW

Coastline MultiSlide Door 3.187" Stile IZ4
MARVIN
PO Box 100, 401 State Ave. N.
Warroad, MN. 56763
Tel. (218) 386-1430 Ext. 2143

no	date	description
A	12.10.18	COMPANY NAME REV.
B	06.12.19	GENERAL REVISION
C	08.24.20	GENERAL REVISION
D	07.25.23	UPDATED TO 2023 FBC

revisions:
date: 01-18-18
scale: 3/8"=1'-0"
dr. by: TARIQ
chk. by:
drawing no.
18-24F
sheet 1 of 21




DOOR DESIGN LOAD CAPACITY - PSF										
PANEL WIDTH INCHES	DOOR FRAME HEIGHT INCHES	INTERLOCKS '1' ASTRAGAL '3'		INTERLOCKS '1' ASTRAGAL '1'		INTERLOCKS '1' ASTRAGAL '1' CORNER STILES		INTERLOCKS '2' & '3' ASTRAGAL '2' CORNER STILES		MAX. NO. OF PANELS
		INT.(-)	EXT.(+)	INT.(-)	EXT.(+)	INT.(-)	EXT.(+)	EXT.(+)	INT.(-)	
30	96	80.0	80.0	60.0	60.0	60.0	60.0	60.0	60.0	12
36		80.0	80.0	60.0	60.0	60.0	60.0	60.0	60.0	12
42		80.0	80.0	60.0	60.0	60.0	60.0	60.0	60.0	12
48		80.0	80.0	60.0	60.0	60.0	60.0	60.0	60.0	12
54		80.0	80.0	60.0	60.0	60.0	60.0	60.0	60.0	12
60		80.0	80.0	60.0	60.0	60.0	60.0	60.0	60.0	12
66		72.7	72.7	60.0	60.0	60.0	60.0	60.0	60.0	12
68		-	-	60.0	60.0	60.0	60.0	60.0	60.0	11
78		-	-	58.6	58.6	58.6	58.6	58.6	58.6	10
84		-	-	54.4	54.4	54.4	54.4	54.4	54.4	9
30	110	80.0	80.0	60.0	60.0	60.0	60.0	60.0	60.0	12
36		80.0	80.0	60.0	60.0	60.0	60.0	60.0	60.0	12
42		80.0	80.0	60.0	60.0	60.0	60.0	60.0	60.0	12
48		80.0	80.0	60.0	60.0	60.0	60.0	60.0	60.0	12
54		80.0	80.0	60.0	60.0	60.0	60.0	60.0	60.0	12
60		80.0	80.0	60.0	60.0	60.0	60.0	60.0	60.0	11
66		-	-	60.0	60.0	60.0	60.0	60.0	60.0	10
68		-	-	60.0	60.0	60.0	60.0	60.0	60.0	9
78		-	-	58.6	58.6	58.6	58.6	58.6	58.6	9
84		-	-	54.4	54.4	54.4	54.4	54.4	54.4	8
30	121-7/8	-	-	60.0	60.0	60.0	60.0	60.0	60.0	12
36		-	-	60.0	60.0	60.0	60.0	60.0	60.0	12
42		-	-	60.0	60.0	60.0	60.0	60.0	60.0	12
48		-	-	60.0	60.0	60.0	60.0	60.0	60.0	12
54		-	-	60.0	60.0	60.0	60.0	60.0	60.0	11
60		-	-	60.0	60.0	60.0	60.0	60.0	60.0	10
66		-	-	60.0	60.0	60.0	60.0	60.0	60.0	9
68		-	-	60.0	60.0	60.0	60.0	60.0	60.0	8
76-1/8		-	-	60.0	60.0	60.0	60.0	60.0	60.0	8
30		132	-	-	55.0	55.0	-	-	60.0	60.0
36	-		-	55.0	55.0	-	-	60.0	60.0	12
42	-		-	55.0	55.0	-	-	60.0	60.0	12
48	-		-	55.0	55.0	-	-	60.0	60.0	12
54	-		-	55.0	55.0	-	-	60.0	60.0	10
60	-		-	55.0	55.0	-	-	60.0	60.0	9
66	-		-	-	-	-	-	60.0	60.0	8
30	145-7/8	-	-	-	-	-	-	60.0	60.0	12
36		-	-	-	-	-	-	60.0	60.0	12
42		-	-	-	-	-	-	60.0	60.0	12
48		-	-	-	-	-	-	60.0	60.0	10
54		-	-	-	-	-	-	60.0	60.0	9
60-1/8		-	-	-	-	-	-	60.0	60.0	8

DOOR HEIGHT AND WIDTH SIZE MUST COMPLY
EGRESS REQUIREMENTS PER FBC AS APPLICABLE.

Sealed: 7/25/2023

NOTE:
GLASS CAPACITIES ON THIS SHEET ARE
BASED ON ASTM E1300-09 (3 SEC. GUSTS)
AND FLORIDA BUILDING COMMISSION
DECLARATORY STATEMENT DCA05-DEC-219

FL #33565

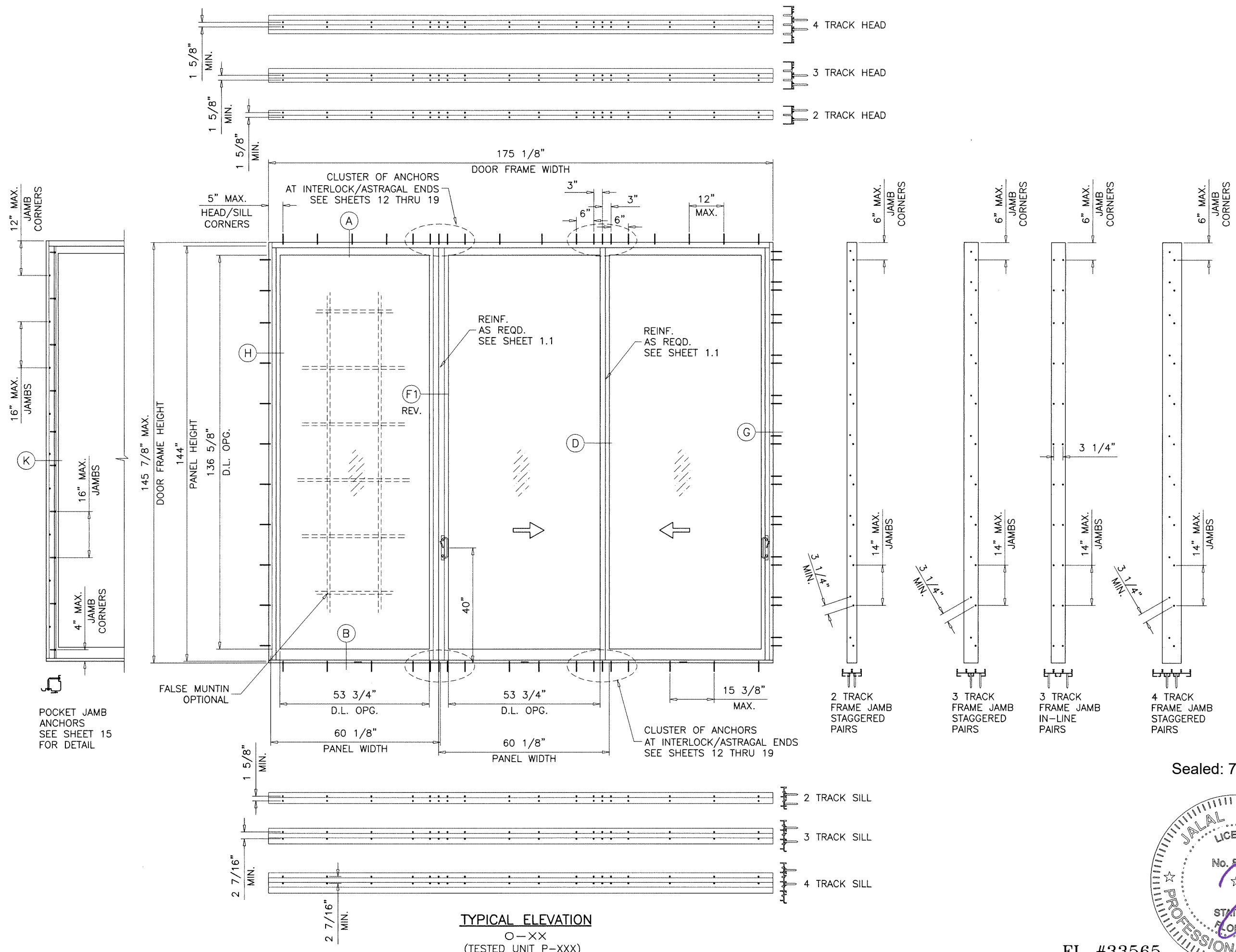


AL-FAROOQ CORPORATION
ENGINEERS & PRODUCT DEVELOPMENT
9360 SUNSET DRIVE, SUITE 220
MIAMI, FLORIDA 33173 (C.A.N. 3538)
TEL. (305) 264-8100 FAX. (305) 262-6978
COMP-ANL\18-24F-SIW

Coastline MultiSlide Door 3.187" Stile IZ4
MARVIN
PO Box 100, 401 State Ave. N.
Warroad, MN, 56763
Tel. (218) 386-1430 Ext. 2143

no	date	by	description

date: 01-18-18
scale: 3/8"=1'-0"
dr. by: TARIO
chk. by:
drawing no.
18-24F
sheet 1.1 of 21



TYPICAL ELEVATION
 O-XX
 (TESTED UNIT P-XXX)

af c
AL-FAROQ CORPORATION
 ENGINEERS & PRODUCT DEVELOPMENT
 9360 SUNSET DRIVE, SUITE 220
 MIAMI, FLORIDA 33173 (C.A.N. 3538)
 TEL. (305) 264-8100 FAX. (305) 262-6978
 COMP-ANL\18-24F-SIW


Coastline MultiSlide Door 3.187" Stile IZ4
MARVIN
 PO Box 100, 401 State Ave. N.
 Warroad, MN. 56763
 Tel. (218) 386-1430 Ext. 2143

no	date	description

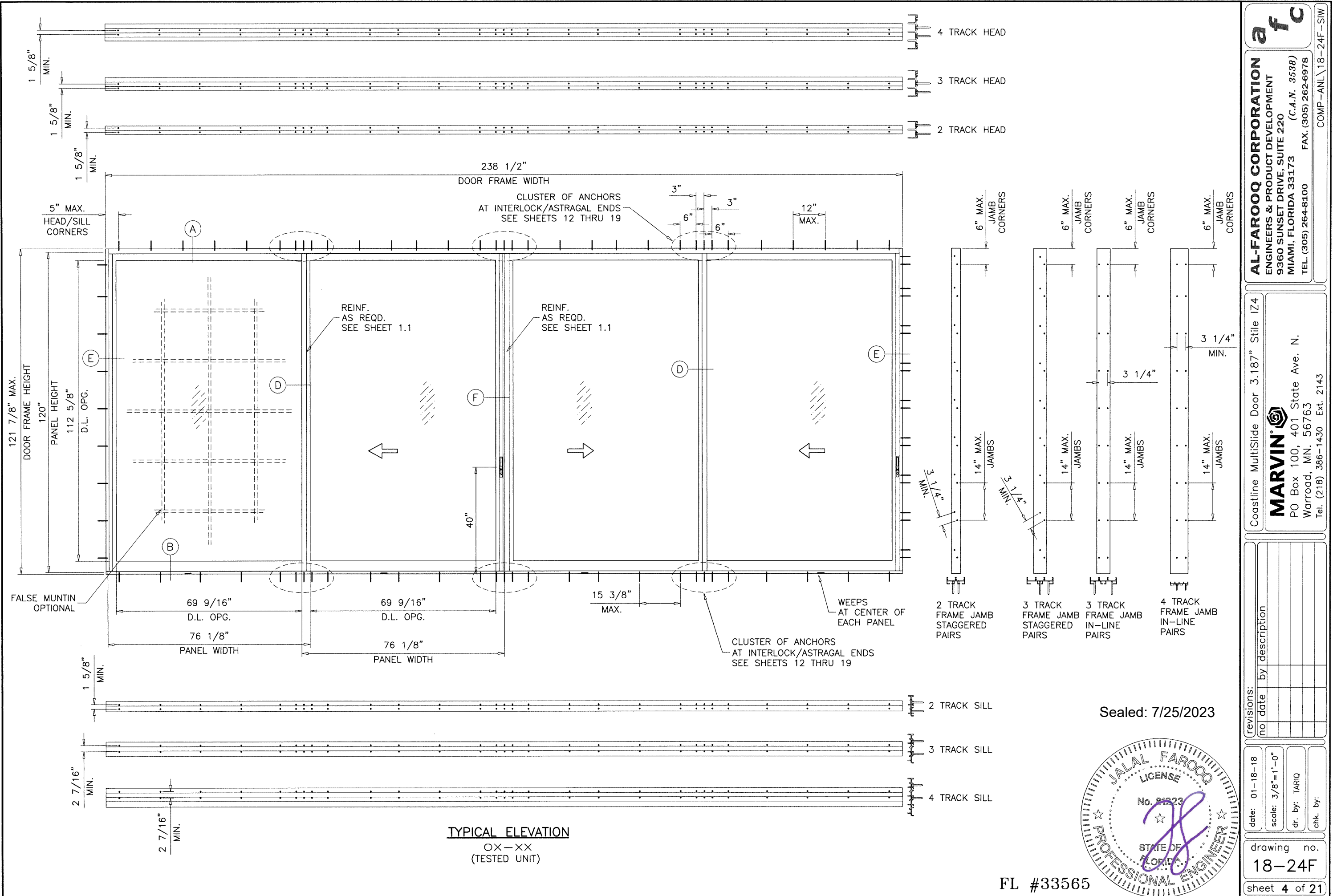
date: 01-18-18	scale: 3/8"=1'-0"	dr. by: TARIQ	chk. by:
----------------	-------------------	---------------	----------

drawing no.
18-24F
 sheet 3 of 21

Sealed: 7/25/2023



FL #33565




TYPICAL ELEVATION
 OX-XX
 (TESTED UNIT)

af c
AL-FAROOQ CORPORATION
 ENGINEERS & PRODUCT DEVELOPMENT
 9360 SUNSET DRIVE, SUITE 220
 MIAMI, FLORIDA 33173 (C.A.N. 3538)
 TEL. (305) 264-8100 FAX. (305) 262-6978
 COMP-ANL 18-24F-SIW

Coastline MultiSlide Door 3.187" Stile IZ4
MARVIN
 PO Box 100, 401 State Ave. N.
 Warroad, MN. 56763
 Tel. (218) 386-1430 Ext. 2143


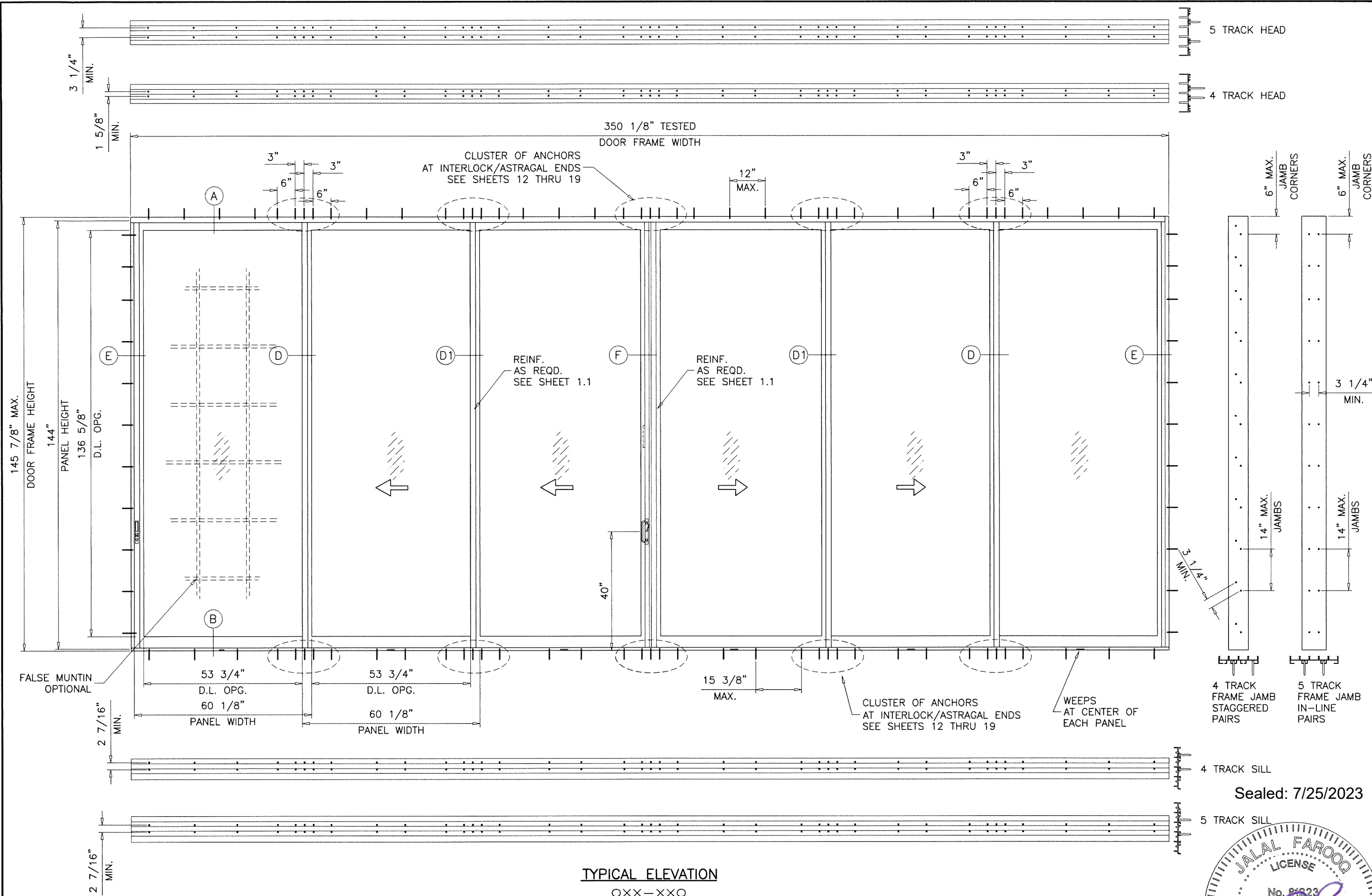
no	date	by	description

Sealed: 7/25/2023



FL #33565

date: 01-18-18	scale: 3/8"=1'-0"	dr. by: TARIQ	chk. by:
drawing no. 18-24F			
sheet 4 of 21			



TYPICAL ELEVATION
 OXX-XXO
 (TESTED UNIT OXX-XXX)

FL #33565

af c
AL-FAROOQ CORPORATION
 ENGINEERS & PRODUCT DEVELOPMENT
 9360 SUNSET DRIVE, SUITE 220 (C.A.N. 3538)
 MIAMI, FLORIDA 33173
 TEL. (305) 264-8100 FAX. (305) 262-6978
 COMP-ANL\18-24F-SIW

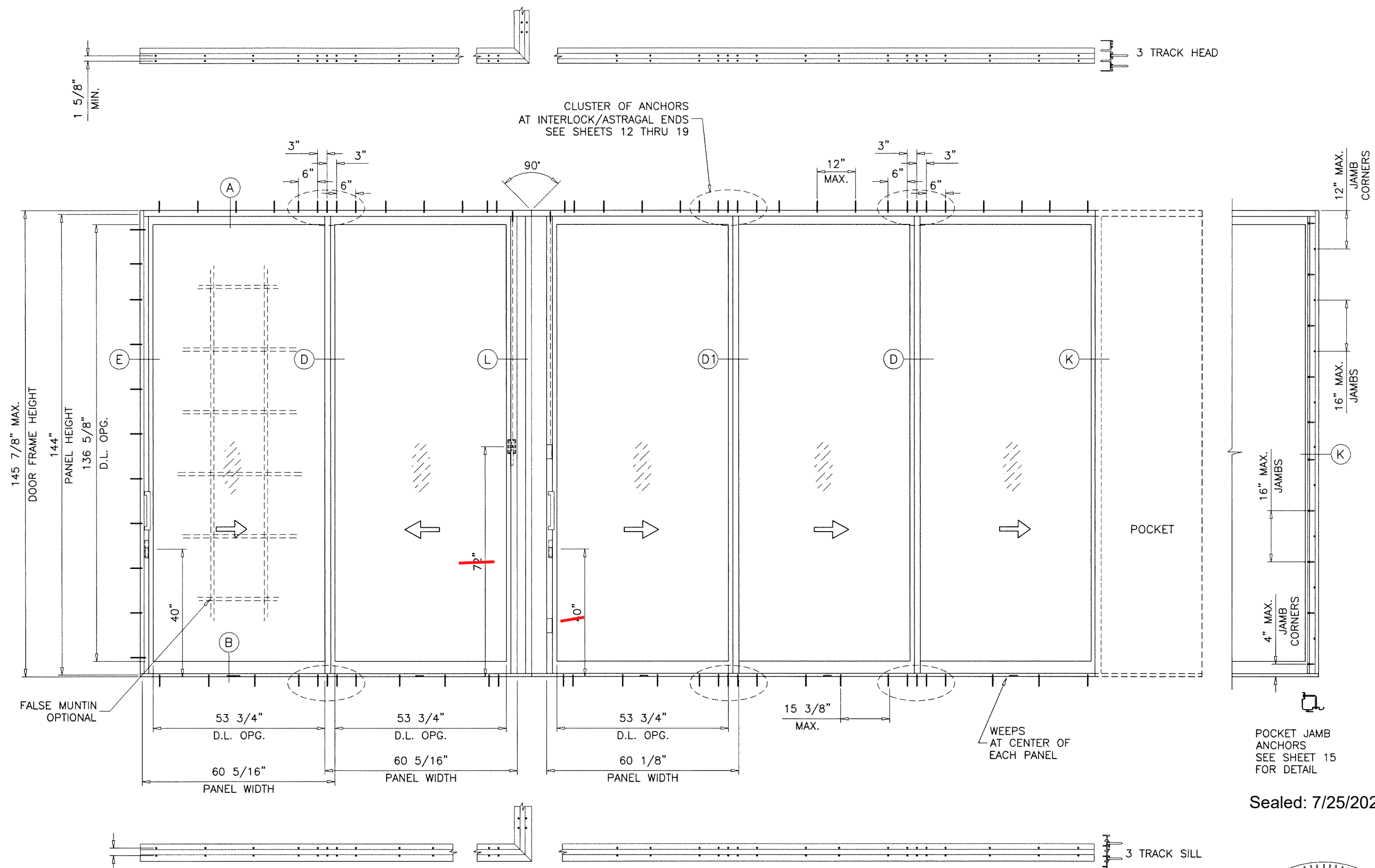
Coastline MultiSlide Door 3.187" Stile IZ4
MARVIN
 PO Box 100, 401 State Ave. N.
 Warroad, MN. 56763
 Tel. (218) 386-1430 Ext. 2143

no	date	by	description

date: 01-18-18	scale: 3/8"=1'-0"	dr. by: TARIQ	chk. by:
----------------	-------------------	---------------	----------


drawing no.
18-24F
 sheet 5 of 21

Sealed: 7/25/2023



TYPICAL ELEVATION
 XX-XXXXP
 (TESTED UNIT XX-XXXX)

90° CORNER STILES SHOWN IN 3 TRACK FRAMES
 APPROVED FOR USE IN 2, 3, 4 AND 5 TRACK FRAMES



FL #33565

af c
AL-FAROOQ CORPORATION
 ENGINEERS & PRODUCT DEVELOPMENT
 9360 SUNSET DRIVE, SUITE 220 (C.A.N. 3538)
 MIAMI, FLORIDA 33173 TEL. (305) 262-6978 FAX. (305) 264-8100
 COMP-ANL\18-24F-SIW

Coastline MultiSlide Door 3.187" Stile IZ4
MARVIN
 PO Box 100, 401 State Ave. N.
 Warroad, MN, 56763
 Tel. (218) 386-1430 Ext. 2143

no	date	description

date: 01-18-18	scale: 3/8"=1'-0"	dr. by: TARIO	chk. by:
----------------	-------------------	---------------	----------

drawing no. 18-24F
sheet 5.1 of 21

Sealed: 7/25/2023

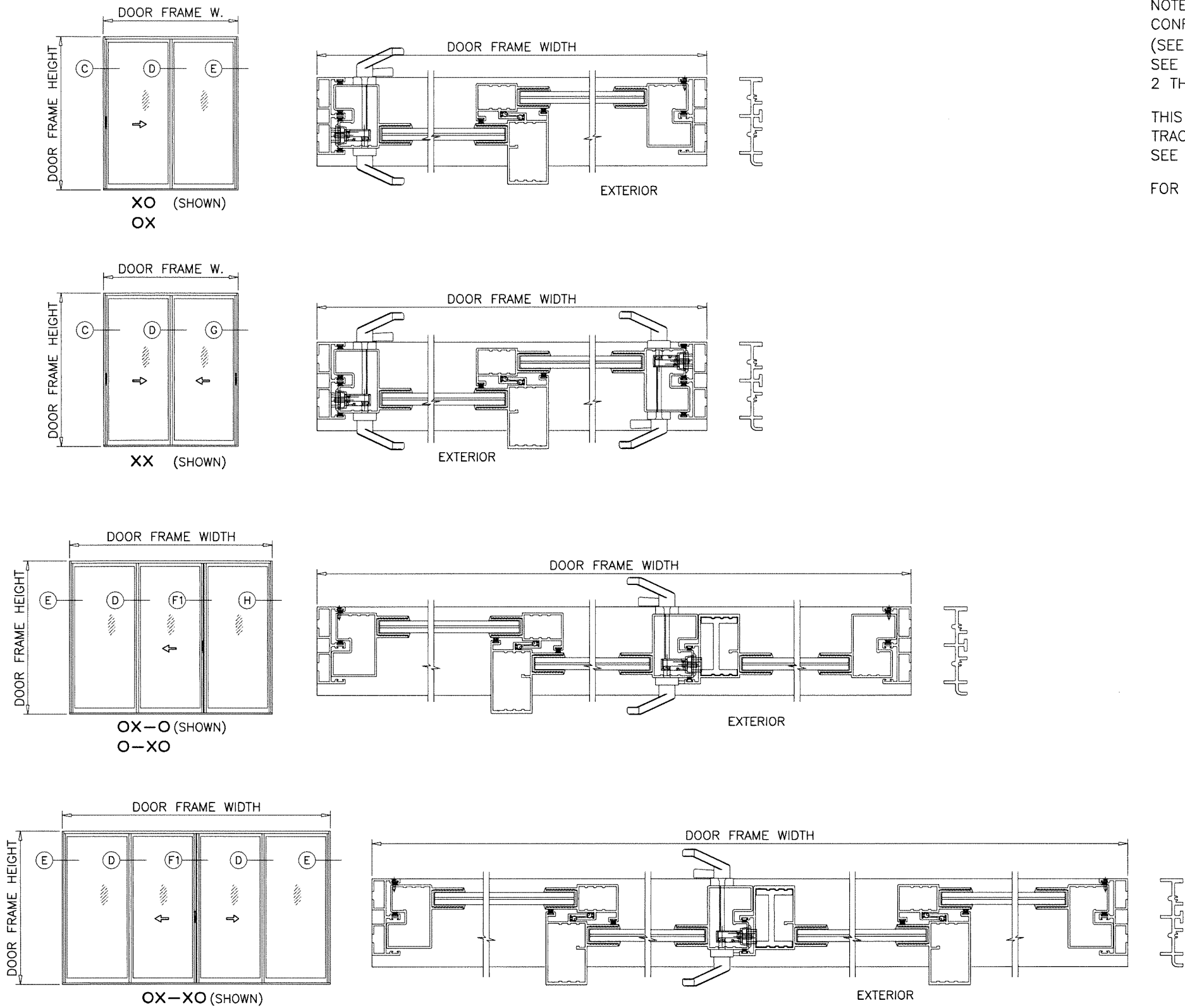
POCKET JAMB ANCHORS
 SEE SHEET 15 FOR DETAIL

WEEPS AT CENTER OF EACH PANEL

POCKET

3 TRACK HEAD

3 TRACK SILL




NOTE:
 CONFIGURATIONS SHOWN FOR ILLUSTRATION PURPOSE ONLY
 (SEE APPLICABLE ANCHOR INSTALLATIONS IN SHEETS 12 THRU 18)
 SEE APPLICABLE ELEVATION FOR ANCHOR LOCATION IN SHEETS
 2 THRU 5.

THIS APPROVAL ALLOWS ANY NUMBER OF PANELS ON 2, 3, 4 OR 5
 TRACK FRAMES WHERE TESTED STILE COMBINATIONS ARE PRESENT.
 SEE SHEET 1.1 FOR MAX. NUMBER OF PANELS AT EACH DOOR.

FOR CORNER STILES OPTION SEE SHEET 14.1.

APPROVED CONFIGURATIONS
NON-POCKETED DOORS
TWO (2) TRACKS

Sealed: 7/25/2023

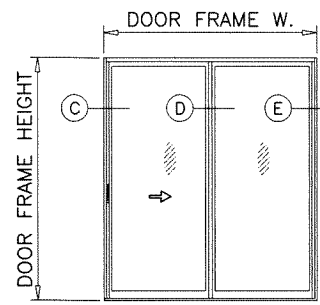


FL #33565

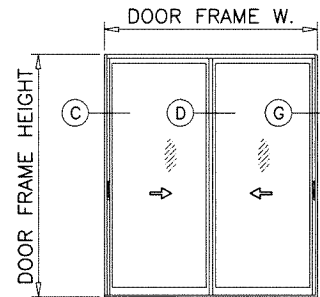
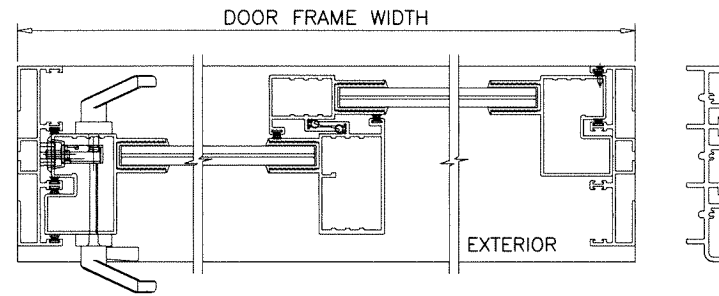
af c
AL-FAROOQ CORPORATION
 ENGINEERS & PRODUCT DEVELOPMENT
 9360 SUNSET DRIVE, SUITE 220 (C.A.N. 3538)
 MIAMI, FLORIDA 33173 TEL. (305) 264-8100 FAX. (305) 262-6978
 COMP-ANL\18-24F-SIW

Coastline MultiSlide Door 3.187" Stile IZ4
MARVIN
 PO Box 100, 401 State Ave. N.
 Warroad, MN. 56763
 Tel. (218) 386-1430 Ext. 2143

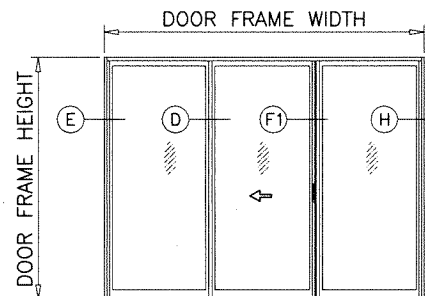
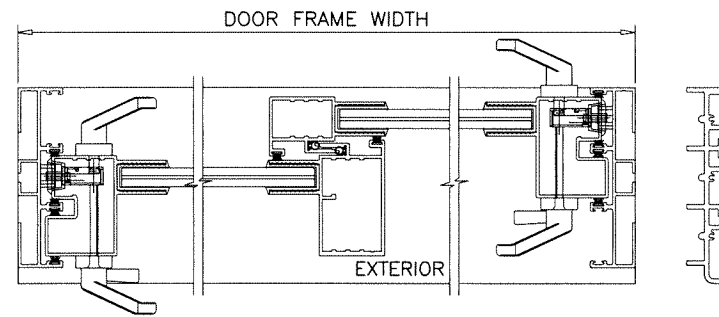
revisions:	no	date	by	description
date:	01-18-18	scale:	-	dr. by: TARIQ
chk. by:				
drawing no.	18-24F			
sheet	6 of 21			



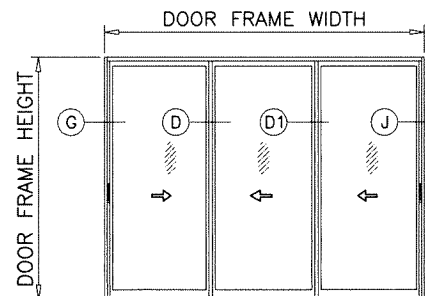
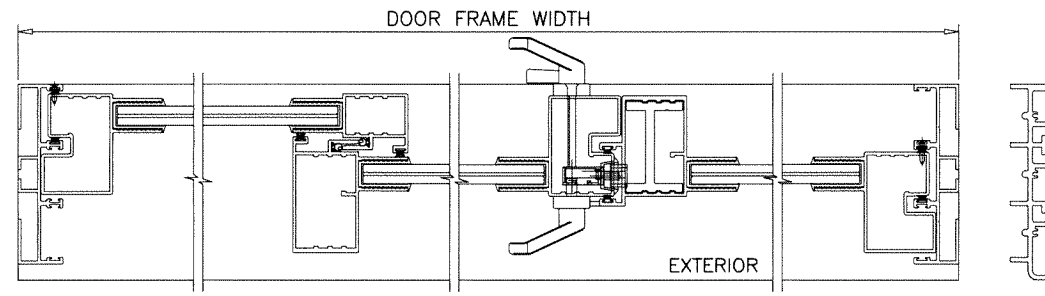
XO (SHOWN)
OX



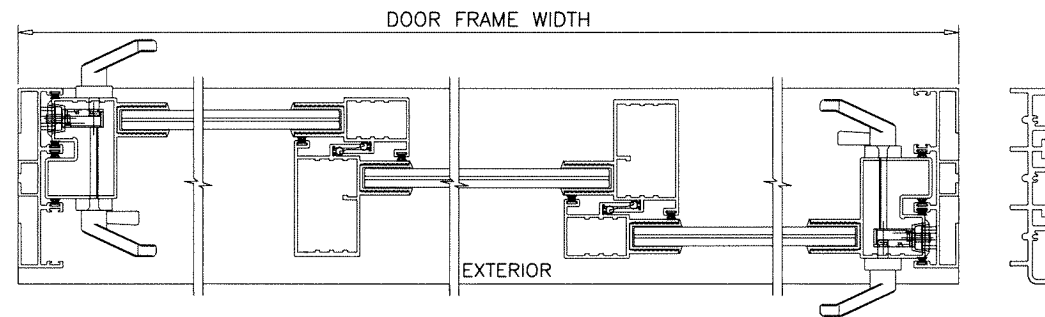
XX (SHOWN)



OX-O (SHOWN)
O-XO



XXX (SHOWN)



APPROVED CONFIGURATIONS
NON-POCKETED DOORS
THREE (3) TRACKS

NOTE:
CONFIGURATIONS SHOWN FOR ILLUSTRATION PURPOSE ONLY
(SEE APPLICABLE ANCHOR INSTALLATIONS IN SHEETS 12 THRU 18)
SEE APPLICABLE ELEVATION FOR ANCHOR LOCATION IN SHEETS 2 THRU 5.

THIS APPROVAL ALLOWS ANY NUMBER OF PANELS ON 2, 3, 4 OR 5 TRACK FRAMES WHERE TESTED STILE COMBINATIONS ARE PRESENT. SEE SHEET 1.1 FOR MAX. NUMBER OF PANELS AT EACH DOOR.

FOR CORNER STILES OPTION SEE SHEET 14.1.

af c
AL-FAROOQ CORPORATION
ENGINEERS & PRODUCT DEVELOPMENT
9360 SUNSET DRIVE, SUITE 220 (C.A.N. 3538)
MIAMI, FLORIDA 33173
TEL. (305) 264-8100 FAX. (305) 262-6978
COMP-ANL\18-24F-SIW


Coastline MultiSlide Door 3.187" Stile IZ4
MARVIN
PO Box 100, 401 State Ave. N.
Warrroad, MN. 56763
Tel. (218) 386-1430 Ext. 2143

revisions:	no	date	by	description

date: 01-18-18	scale: -	dr. by: TARIQ	chk. by:
----------------	----------	---------------	----------

drawing no.
18-24F
sheet 7 of 21

Sealed: 7/25/2023

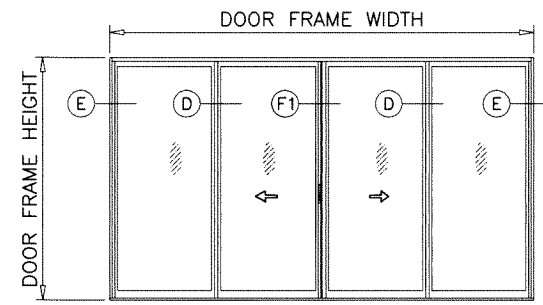


FL #33565

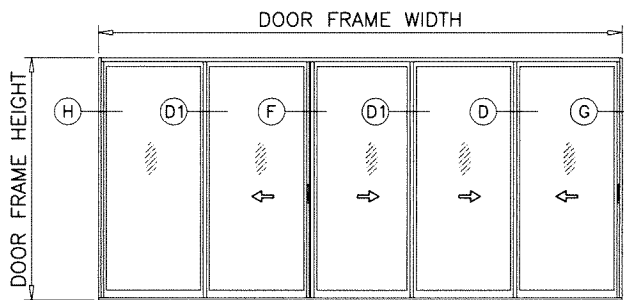
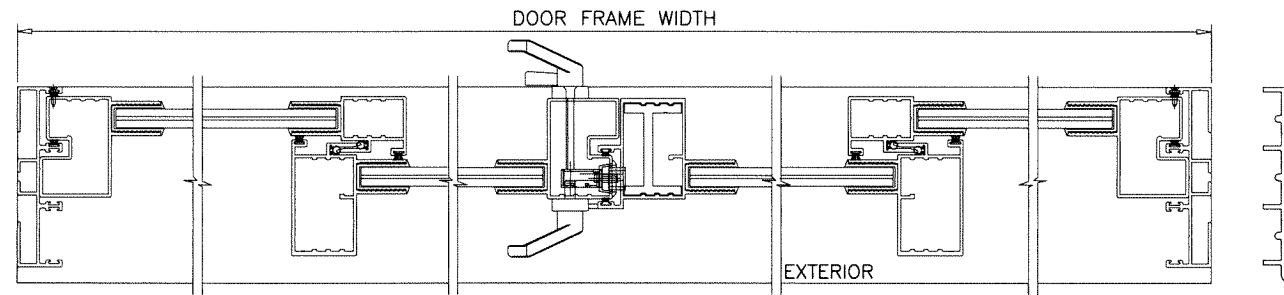
NOTE:
 CONFIGURATIONS SHOWN FOR ILLUSTRATION PURPOSE ONLY
 (SEE APPLICABLE ANCHOR INSTALLATIONS IN SHEETS 12 THRU 18)
 SEE APPLICABLE ELEVATION FOR ANCHOR LOCATION IN SHEETS
 2 THRU 5.

THIS APPROVAL ALLOWS ANY NUMBER OF PANELS ON 2, 3, 4 OR 5
 TRACK FRAMES WHERE TESTED STILE COMBINATIONS ARE PRESENT.
 SEE SHEET 1.1 FOR MAX. NUMBER OF PANELS AT EACH DOOR.

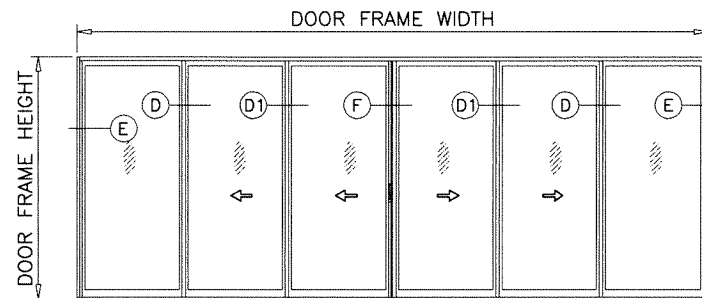
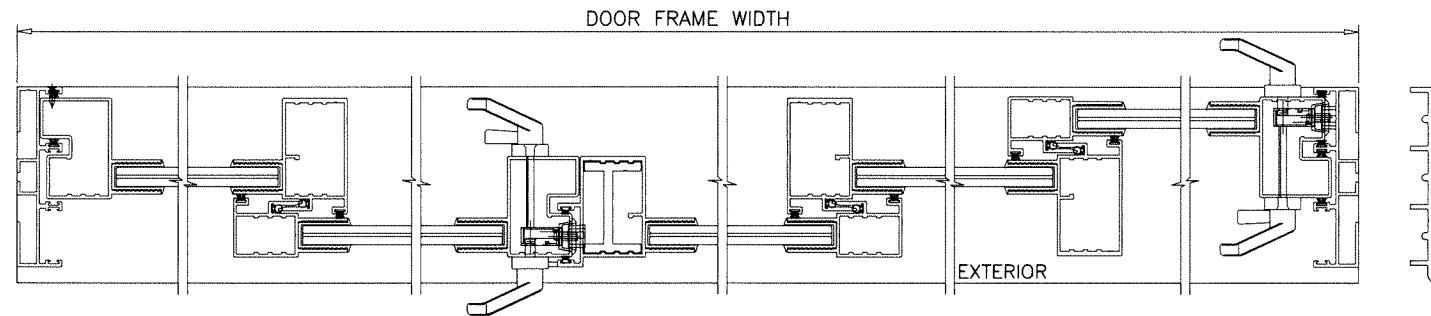
FOR CORNER STILES OPTION SEE SHEET 14.1.



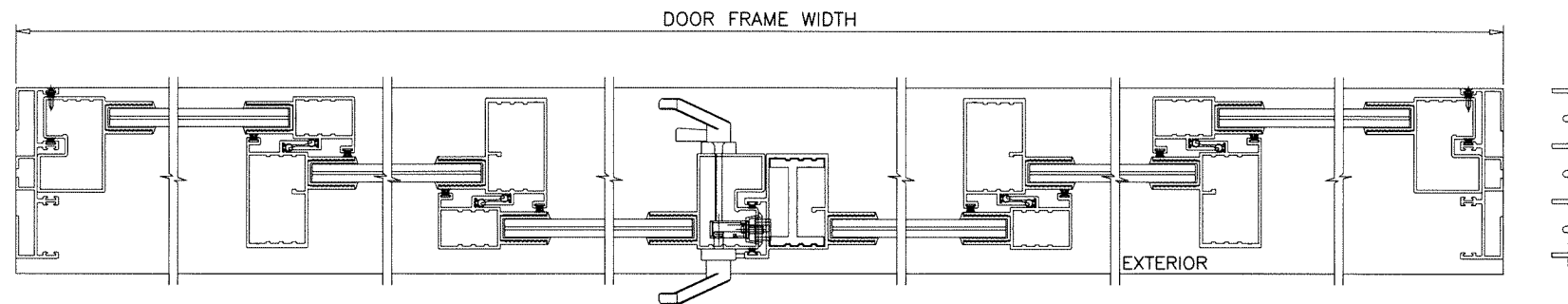
OX-XO (SHOWN)



OX-XXX (SHOWN)



OXX-XXO (SHOWN)



APPROVED CONFIGURATIONS
NON-POCKETED DOORS
THREE (3) TRACKS



Sealed: 7/25/2023

FL #33565

af c
AL-FAROOQ CORPORATION
 ENGINEERS & PRODUCT DEVELOPMENT
 9360 SUNSET DRIVE, SUITE 220
 MIAMI, FLORIDA 33173 (C.A.N. 3538)
 TEL. (305) 264-8100 FAX. (305) 262-6978
 COMP-ANL\18-24F-SIW

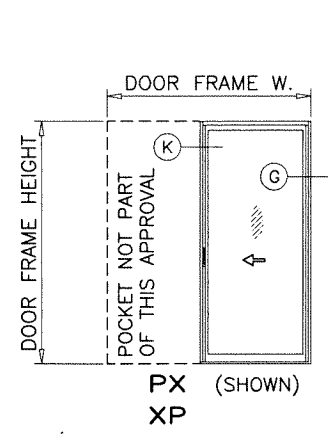
Coastline MultiSlide Door 3.187" Stile IZ4
MARVIN
 PO Box 100, 401 State Ave. N.
 Warrroad, MN. 56763
 Tel. (218) 386-1430 Ext. 2143

revisions:	no	date	by	description

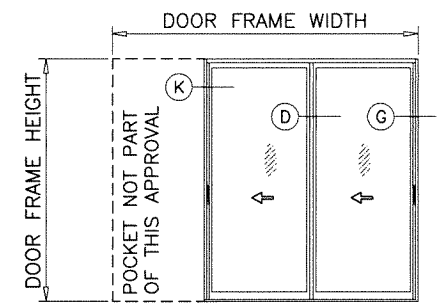
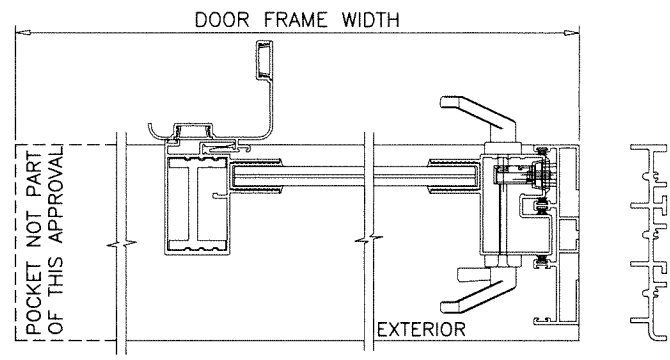
date: 01-18-18
 scale: -
 dr. by: TARIQ
 chk. by:

drawing no.
18-24F

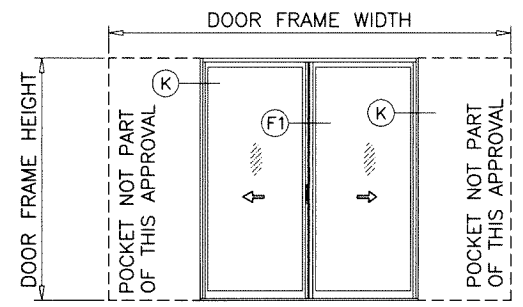
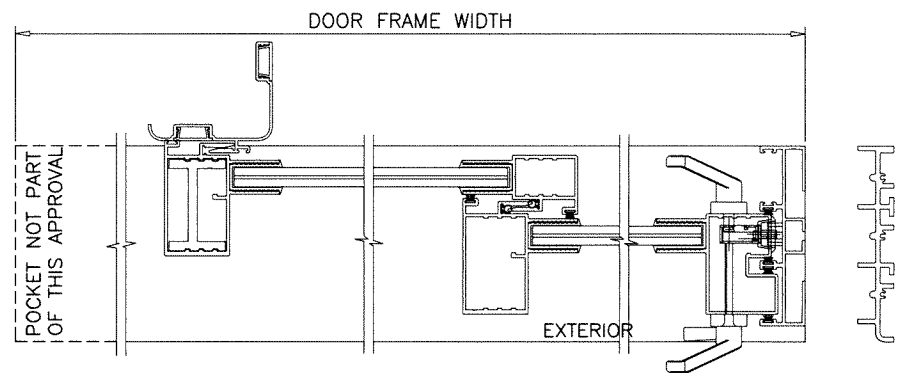
sheet 8 of 21



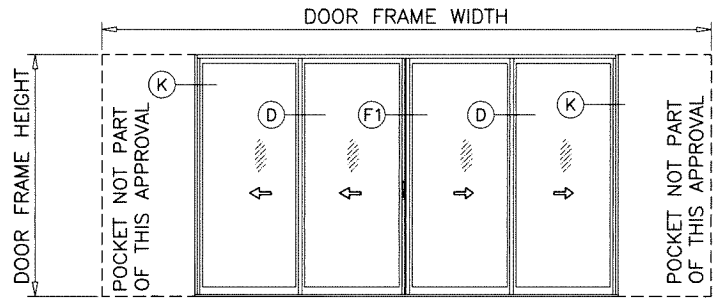
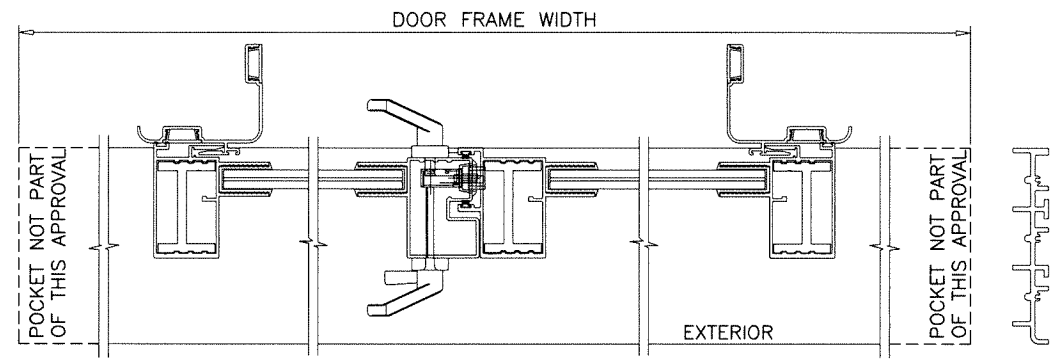
PX (SHOWN)
XP



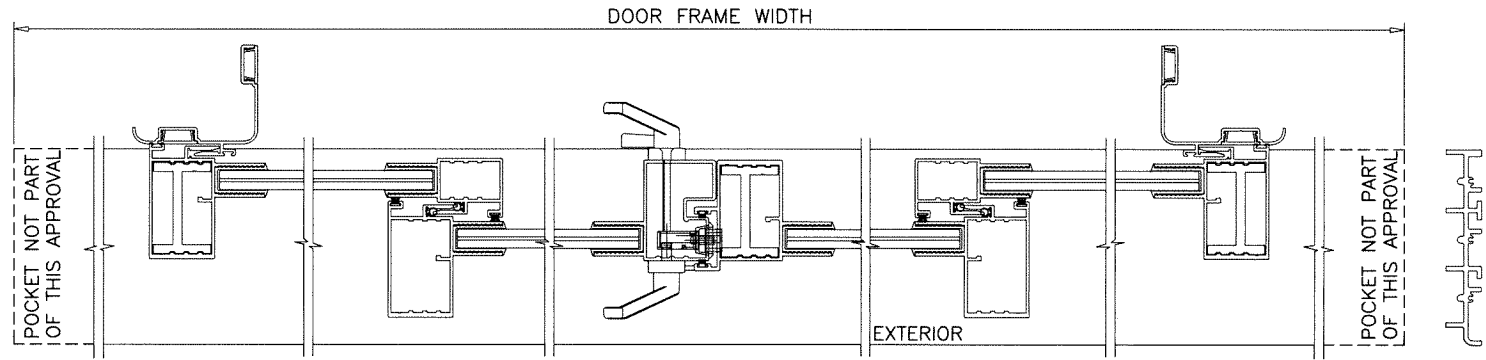
PXX (SHOWN)



PX-XP(SHOWN)



PXX-XXP (SHOWN)




**APPROVED CONFIGURATIONS
POCKETED DOORS
THREE (3) TRACKS**

NOTE:
CONFIGURATIONS SHOWN FOR ILLUSTRATION PURPOSE ONLY
(SEE APPLICABLE ANCHOR INSTALLATIONS IN SHEETS 12 THRU 18)
SEE APPLICABLE ELEVATION FOR ANCHOR LOCATION IN SHEETS 2 THRU 5.

THIS APPROVAL ALLOWS ANY NUMBER OF PANELS ON 2, 3, 4 OR 5 TRACK FRAMES WHERE TESTED STILE COMBINATIONS ARE PRESENT. SEE SHEET 1.1 FOR MAX. NUMBER OF PANELS AT EACH DOOR.

FOR CORNER STILES OPTION SEE SHEET 14.1.

Sealed: 7/25/2023



FL #33565

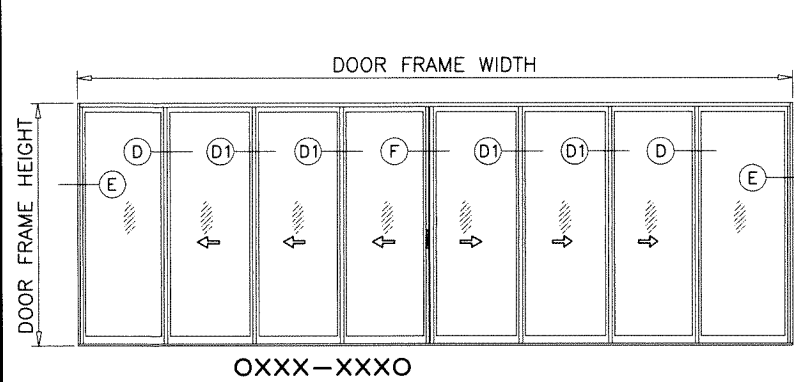
af c
AL-FAROOQ CORPORATION
ENGINEERS & PRODUCT DEVELOPMENT
9360 SUNSET DRIVE, SUITE 220
MIAMI, FLORIDA 33173 (C.A.N. 3538)
TEL. (305) 264-8100 FAX. (305) 262-6978
COMP-ANL\18-24F-SIW

Coastline MultiSlide Door 3.187" Stile IZ4
MARVIN
PO Box 100, 401 State Ave. N.
Warroad, MN. 56763
Tel. (218) 386-1430 Ext. 2143

no	date	by	description

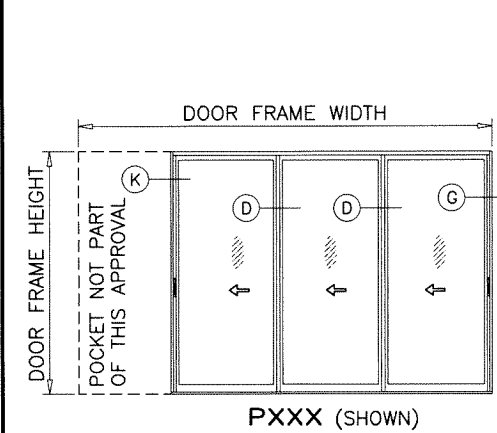
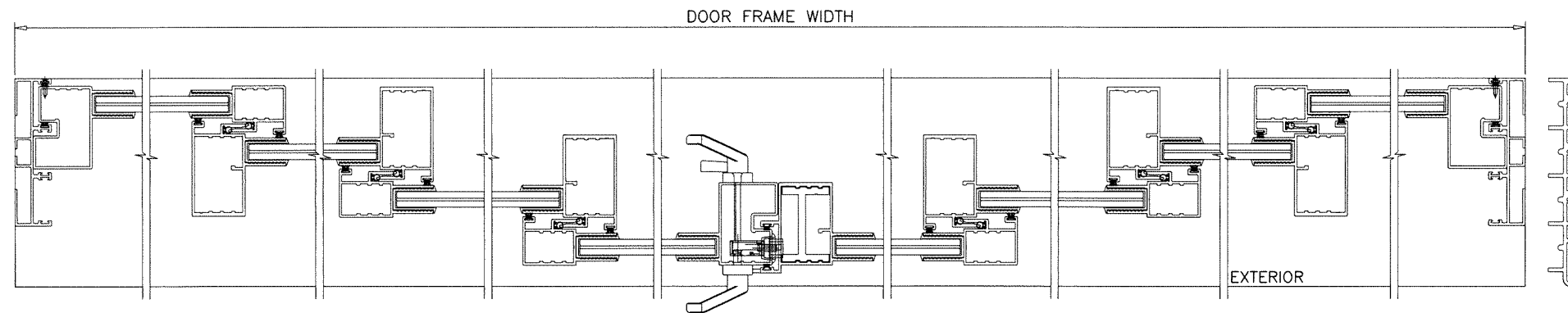
date:	01-18-18
scale:	-
dr. by:	TARIQ
chk. by:	

drawing no.	18-24F
sheet	9 of 21

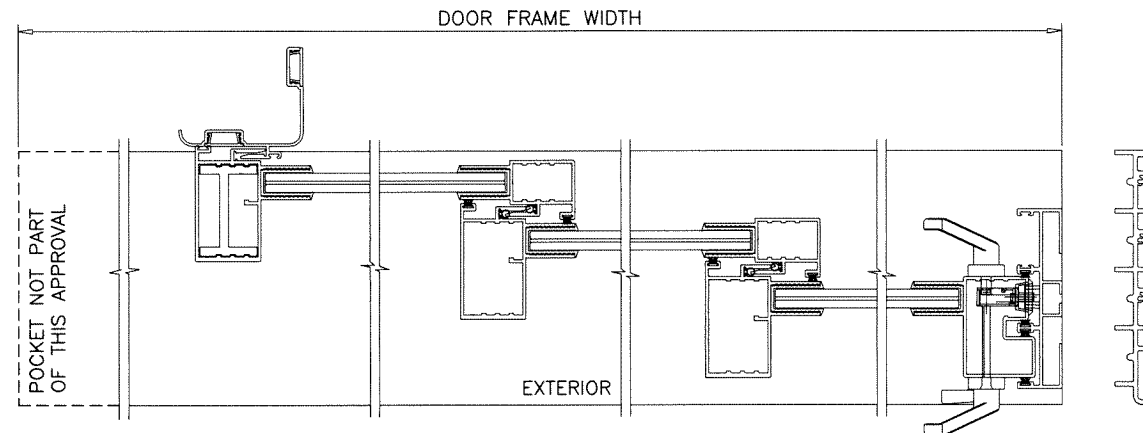


OXXX-XXXO

**APPROVED CONFIGURATIONS
NON-POCKETED DOORS
FOUR (4) TRACKS**



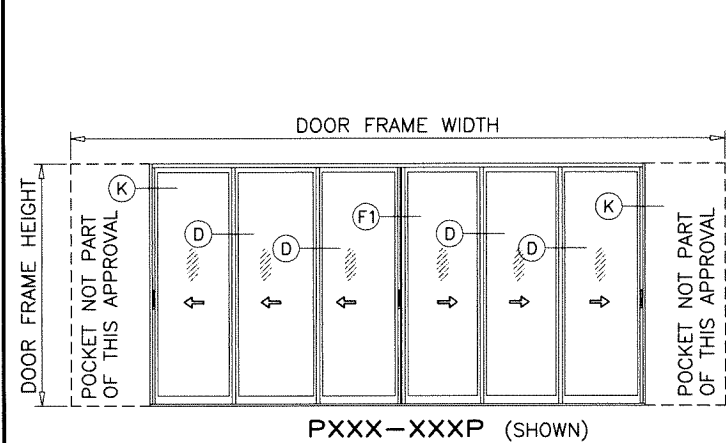
PXXX (SHOWN)



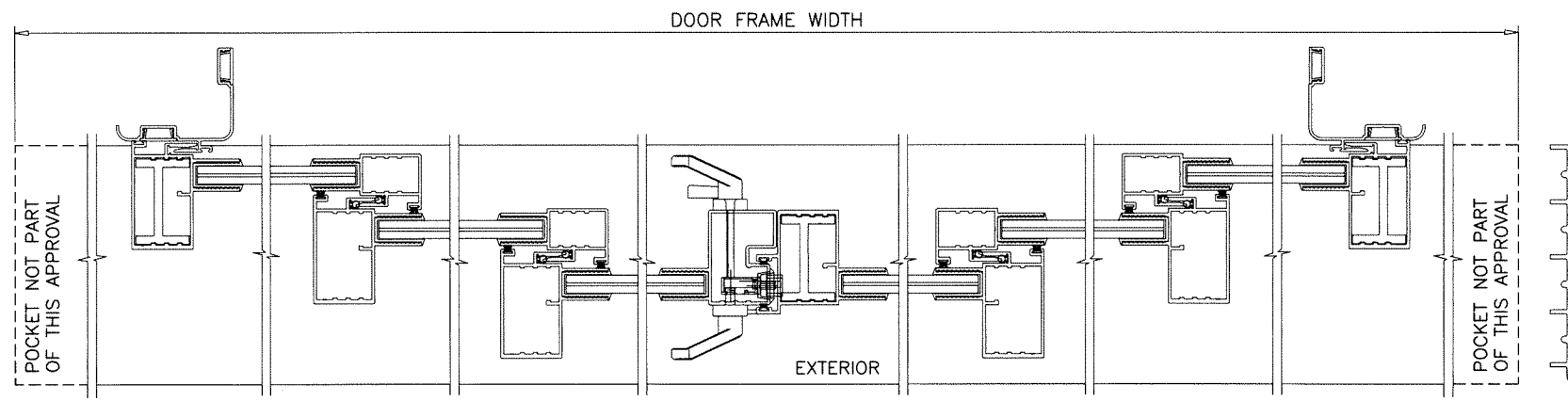
NOTE:
CONFIGURATIONS SHOWN FOR ILLUSTRATION PURPOSE ONLY
(SEE APPLICABLE ANCHOR INSTALLATIONS IN SHEETS 12 THRU 18)
SEE APPLICABLE ELEVATION FOR ANCHOR LOCATION IN SHEETS
2 THRU 5.

THIS APPROVAL ALLOWS ANY NUMBER OF PANELS ON 2, 3, 4 OR 5
TRACK FRAMES WHERE TESTED STILE COMBINATIONS ARE PRESENT.
SEE SHEET 1.1 FOR MAX. NUMBER OF PANELS AT EACH DOOR.

FOR CORNER STILES OPTION SEE SHEET 14.1.




PXXX-XXXP (SHOWN)



**APPROVED CONFIGURATIONS
POCKETED DOORS
FOUR (4) TRACKS**

Sealed: 7/25/2023

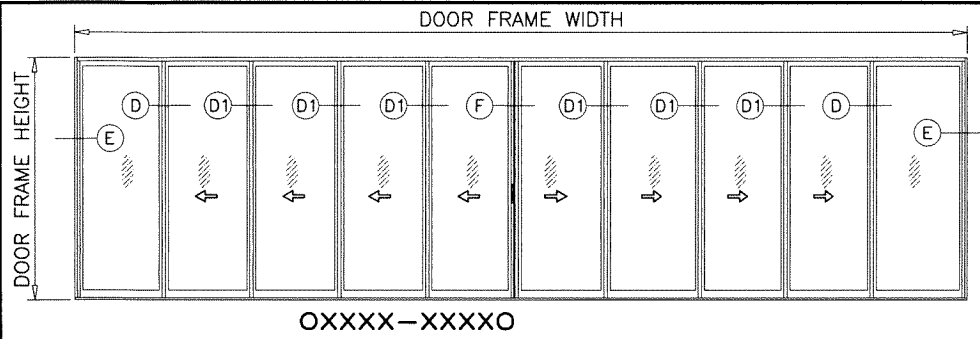


FL #33565

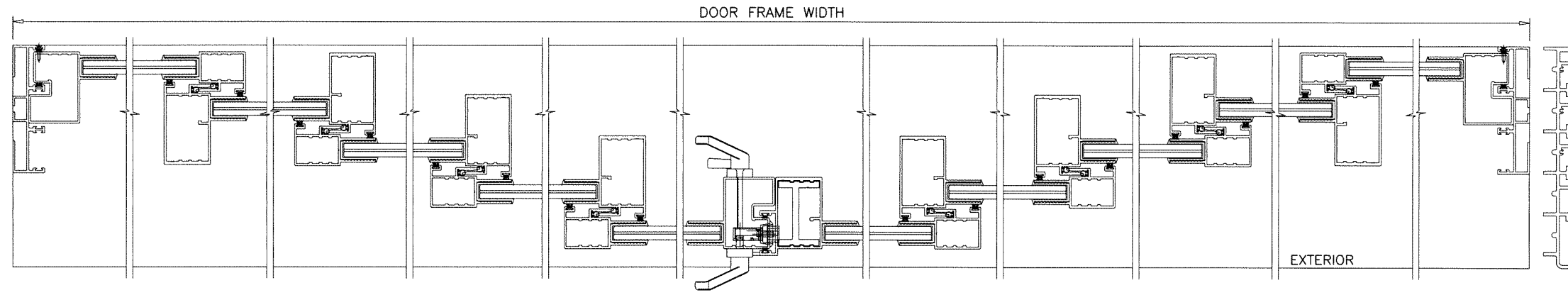
af c
AL-FAROOQ CORPORATION
 ENGINEERS & PRODUCT DEVELOPMENT
 9360 SUNSET DRIVE, SUITE 220
 MIAMI, FLORIDA 33173 (C.A.N. 3538)
 TEL. (305) 264-8100 FAX. (305) 262-6978
 COMP-ANL\18-24F-SIW

Coastline MultiSlide Door 3.187" Stile IZ4
MARVIN
 PO Box 100, 401 State Ave. N.
 Warrroad, MN. 56763
 Tel. (218) 386-1430 Ext. 2143

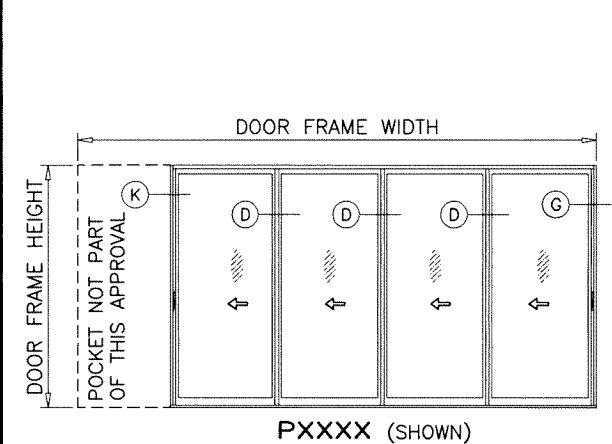
revisions:	no	date	by	description
date:	01-18-18	scale:	-	dr. by: TARIQ
				chk. by:
drawing no.		18-24F		
sheet 10 of 21				



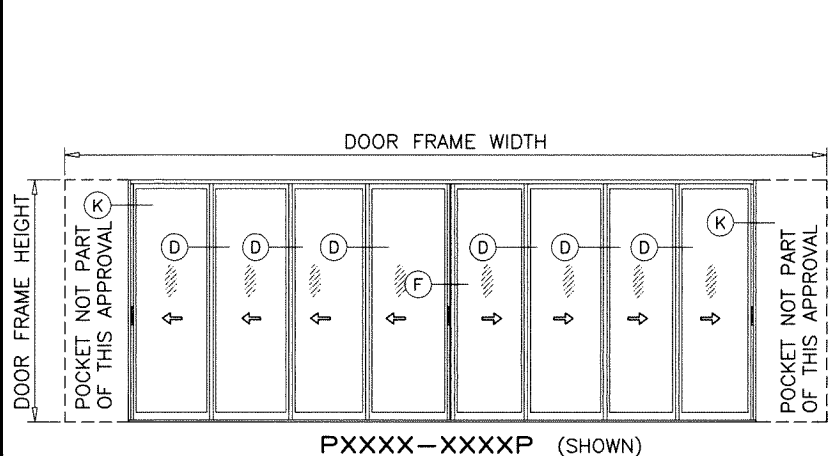
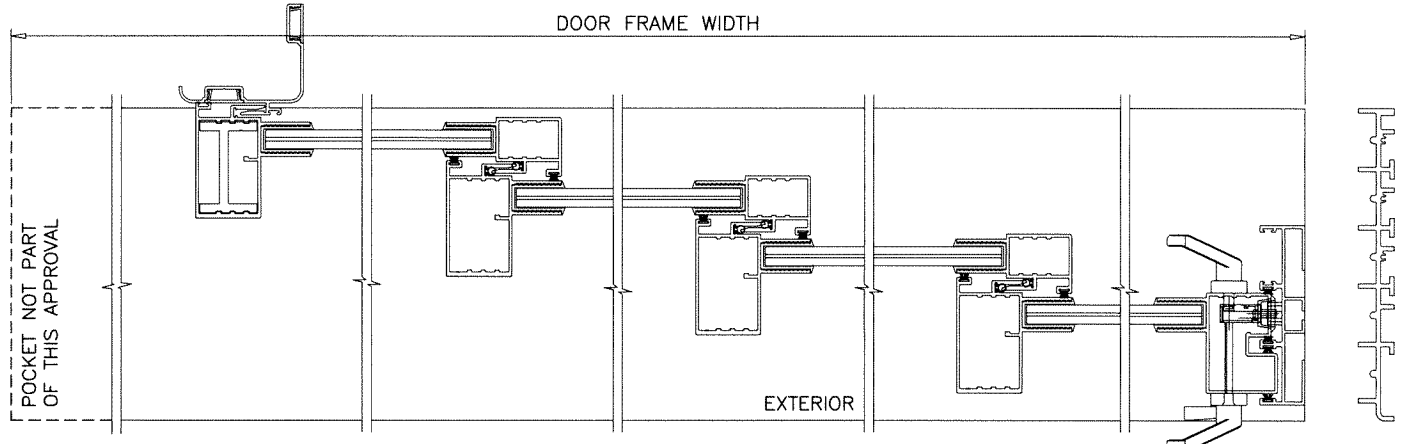
OXXXX-XXXXO



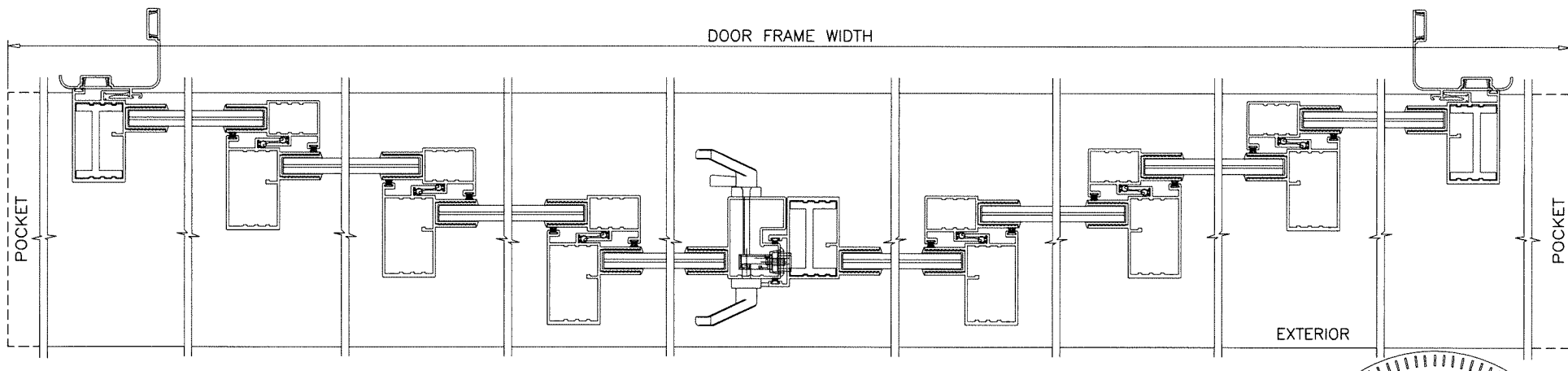
**APPROVED CONFIGURATIONS
NON-POCKETED DOORS
FIVE (5) TRACKS**



PXXXX (SHOWN)



PXXXX-XXXXP (SHOWN)




**APPROVED CONFIGURATIONS
POCKETED DOORS
FIVE (5) TRACKS**

NOTE:
CONFIGURATIONS SHOWN FOR ILLUSTRATION PURPOSE ONLY
(SEE APPLICABLE ANCHOR INSTALLATIONS IN SHEETS 12 THRU 18)
SEE APPLICABLE ELEVATION FOR ANCHOR LOCATION IN SHEETS
2 THRU 5.

THIS APPROVAL ALLOWS ANY NUMBER OF PANELS ON 2, 3, 4 OR 5
TRACK FRAMES WHERE TESTED STILE COMBINATIONS ARE PRESENT.
SEE SHEET 1.1 FOR MAX. NUMBER OF PANELS AT EACH DOOR.

FOR CORNER STILES OPTION SEE SHEET 14.1.

Sealed: 7/25/2023



FL #33565

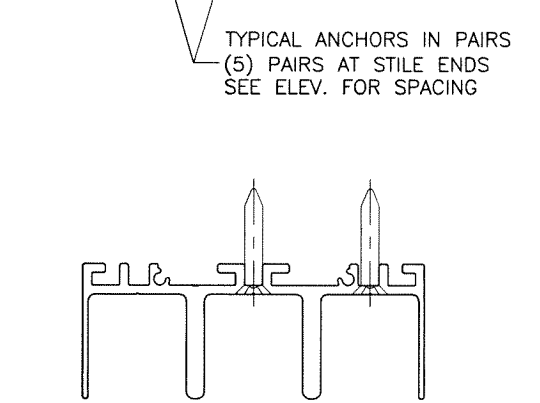
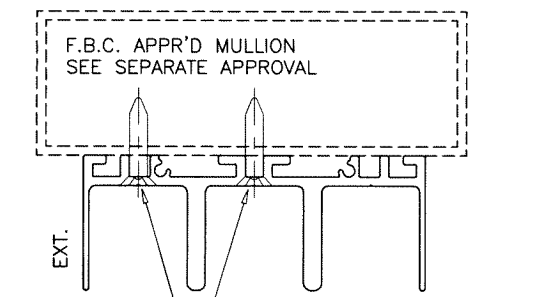
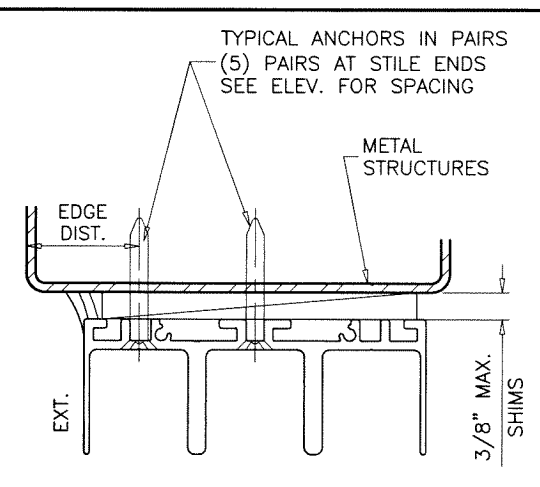
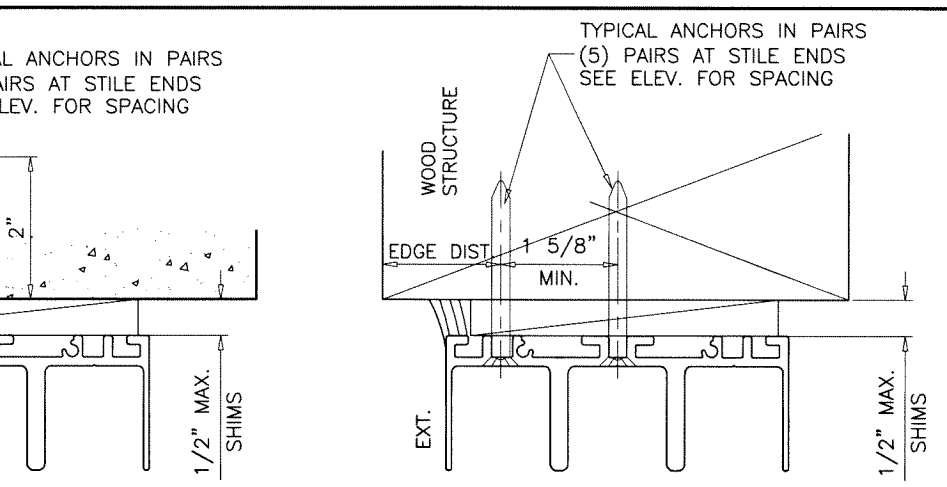
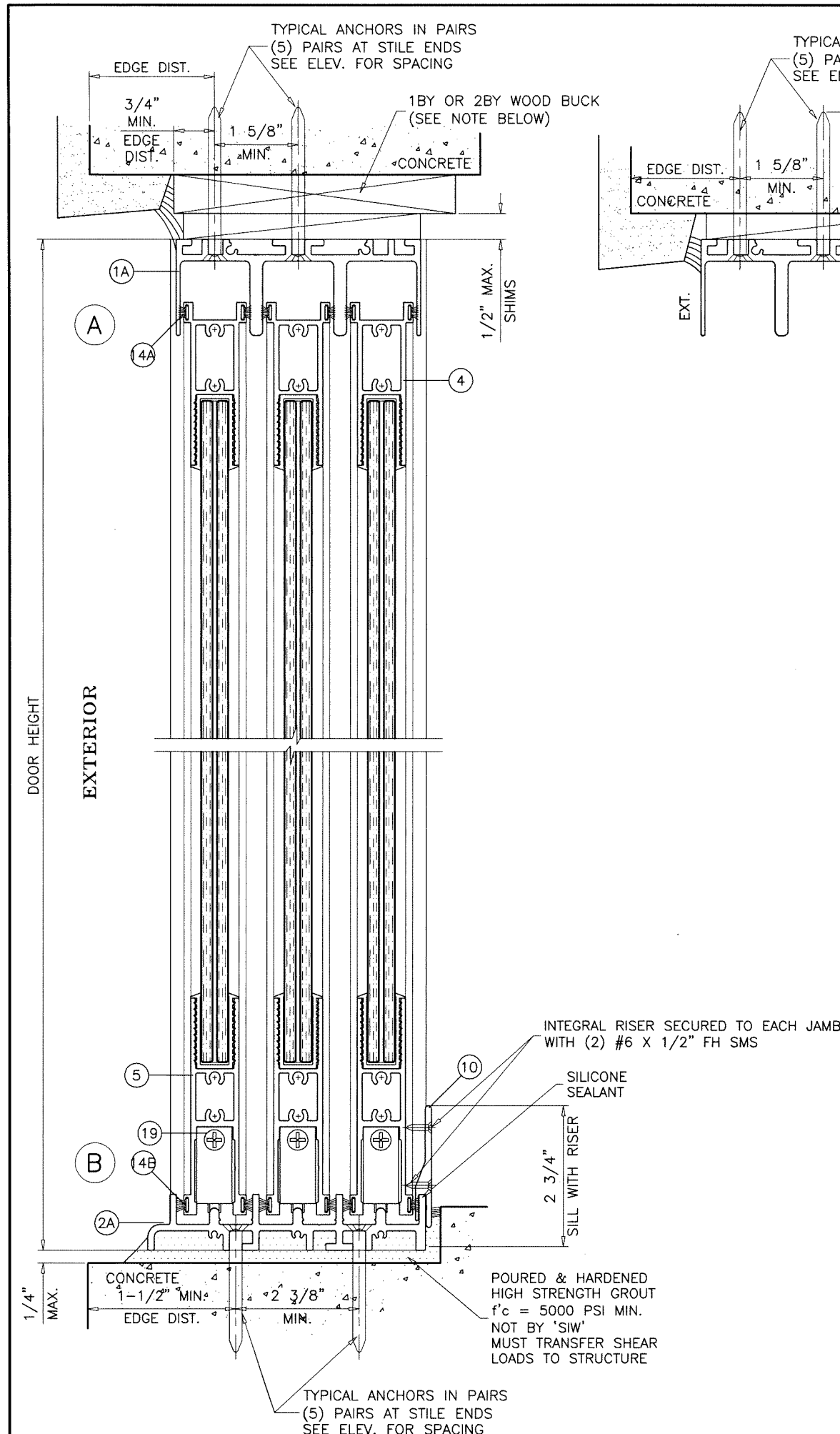
af c
AL-FAROOQ CORPORATION
 ENGINEERS & PRODUCT DEVELOPMENT
 9360 SUNSET DRIVE, SUITE 220
 MIAMI, FLORIDA 33173 (C.A.N. 3538)
 TEL. (305) 264-8100 FAX. (305) 262-6978
 COMP-ANL\18-24F-SIW

Coastline MultiSlide Door 3.187" Stile IZ4
MARVIN
 PO Box 100, 401 State Ave. N.
 Warroad, MN. 56763
 Tel. (218) 386-1430 Ext. 2143

revisions:	no	date	by	description

date: 01-18-18	scale: -	dr. by: TARIQ	chk. by:
----------------	----------	---------------	----------

drawing no.
18-24F



1BY OR 2BY WOOD BUCKS AND METAL STRUCTURE NOT BY 'MARVIN' MUST SUSTAIN LOADS IMPOSED BY GLAZING SYSTEM AND TRANSFER THEM TO THE BUILDING STRUCTURE.

TYPICAL ANCHORS: SEE ELEV. FOR SPACING
1/4" DIA. ULTRACON+ BY 'DEWALT' (Fu=164 KSI, Fy=148 KSI)
 INTO WOOD STRUCTURES
 2" MIN. PENETRATION INTO WOOD (HEAD/JAMBS)
 THRU 1BY WOOD BUCKS INTO CONC. OR BLOCKS
 1-3/4" MIN. EMBED INTO CONCRETE (HEAD)
 1-3/4" MIN. EMBED INTO CONC. OR GROUT-FILLED BLOCKS (JAMBS)
 THRU 2BY WOOD BUCKS INTO CONC. OR BLOCKS
 1/2" MIN. EMBED INTO CONCRETE (HEAD)
 1/2" MIN. EMBED INTO CONC. OR BLOCKS (JAMBS)
 DIRECTLY INTO CONC. OR BLOCKS
 2" MIN. EMBED INTO CONCRETE (HEAD/SILL)
 2" MIN. EMBED INTO CONC. OR GROUT-FILLED BLOCKS (JAMBS)


1/4" DIA. TEKS OR SELF-DRILLING SCREWS (GRADE 5 CRS)
 INTO METAL STRUCTURES (HEAD/JAMBS)
 (3) THREADS MIN. TO EXTEND BEYOND METAL THICKNESS
 ALUMINUM: 1/8" THK. MIN. (6063-T5 MIN.)
 STEEL: 1/8" THK. MIN. (Fy = 36 KSI MIN.)
 (STEEL IN CONTACT WITH ALUMINUM TO BE PLATED OR PAINTED)
#14 SMS OR SELF-DRILLING SCREWS (GRADE 2 CRS) (1/4" MAX. SHIMS)
 INTO F.B.C. APPROVED MULLIONS
 (3) THREADS MIN. TO EXTEND BEYOND METAL THICKNESS
 ALUMINUM: 1/8" THK. MIN. (6063-T5 MIN.) (NO SHIMS)
 STEEL: 1/8" THK. MIN. (Fy = 36 KSI MIN.) (NO SHIMS)
 (STEEL IN CONTACT WITH ALUMINUM TO BE PLATED OR PAINTED)

TYPICAL EDGE DISTANCE
 INTO CONCRETE AND BLOCKS = 1" MIN. (EXCEPT AS NOTED)
 INTO WOOD STRUCTURE = 3/4" MIN.
 INTO METAL STRUCTURE = 3/4" MIN.

WOOD AT HEAD OR JAMBS SG = 0.55 MIN.
 CONCRETE AT HEAD, SILL OR JAMBS f'c = 3000 PSI MIN.
 C-90 HOLLOW/FILLED BLOCK AT JAMBS f'm = 2000 PSI MIN.

ALT. LOCATION FOR HEAD ANCHORS
 AT INTERIOR TRACKS
 APPLICABLE AT ALL SUBSTRATES
 SEE ANCHOR NOTES FOR MIN. REQD. EDGE DISTANCE.

Sealed: 7/25/2023
3 TRACK FRAMES

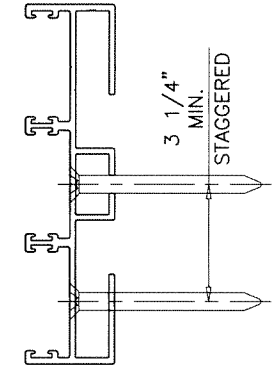
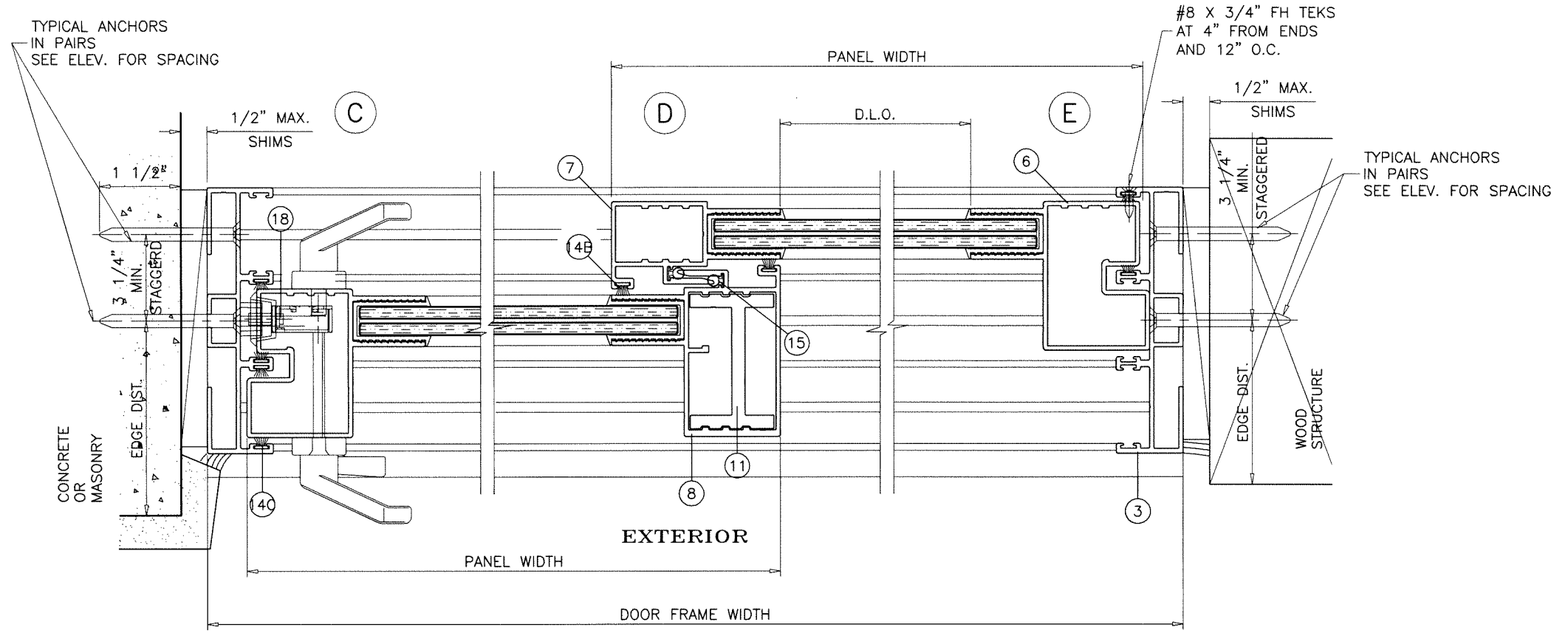


FL #33565

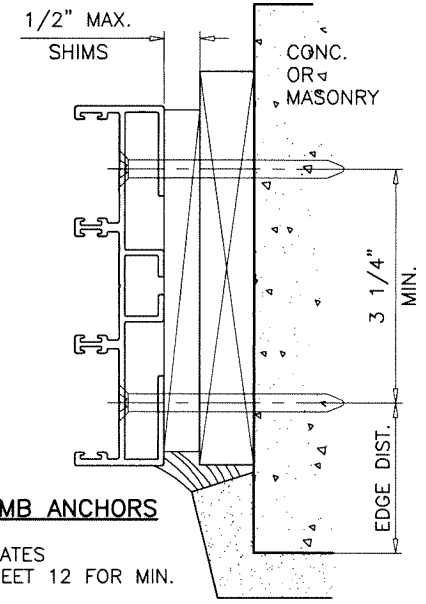
af c
AL-FAROOQ CORPORATION
 ENGINEERS & PRODUCT DEVELOPMENT
 9360 SUNSET DRIVE, SUITE 220
 MIAMI, FLORIDA 33173 (C.A.N. 3538)
 TEL. (305) 264-8100 FAX. (305) 262-6978
 COMP-ANL\18-24F-SIW

Coastline MultiSlide Door 3.187" Stile IZ4
MARVIN
 PO Box 100, 401 State Ave. N.
 Warrroad, MN. 56763
 Tel. (218) 386-1430 Ext. 2143

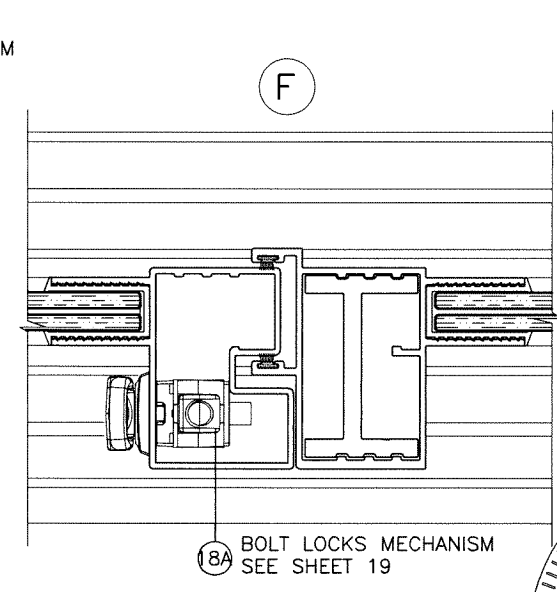
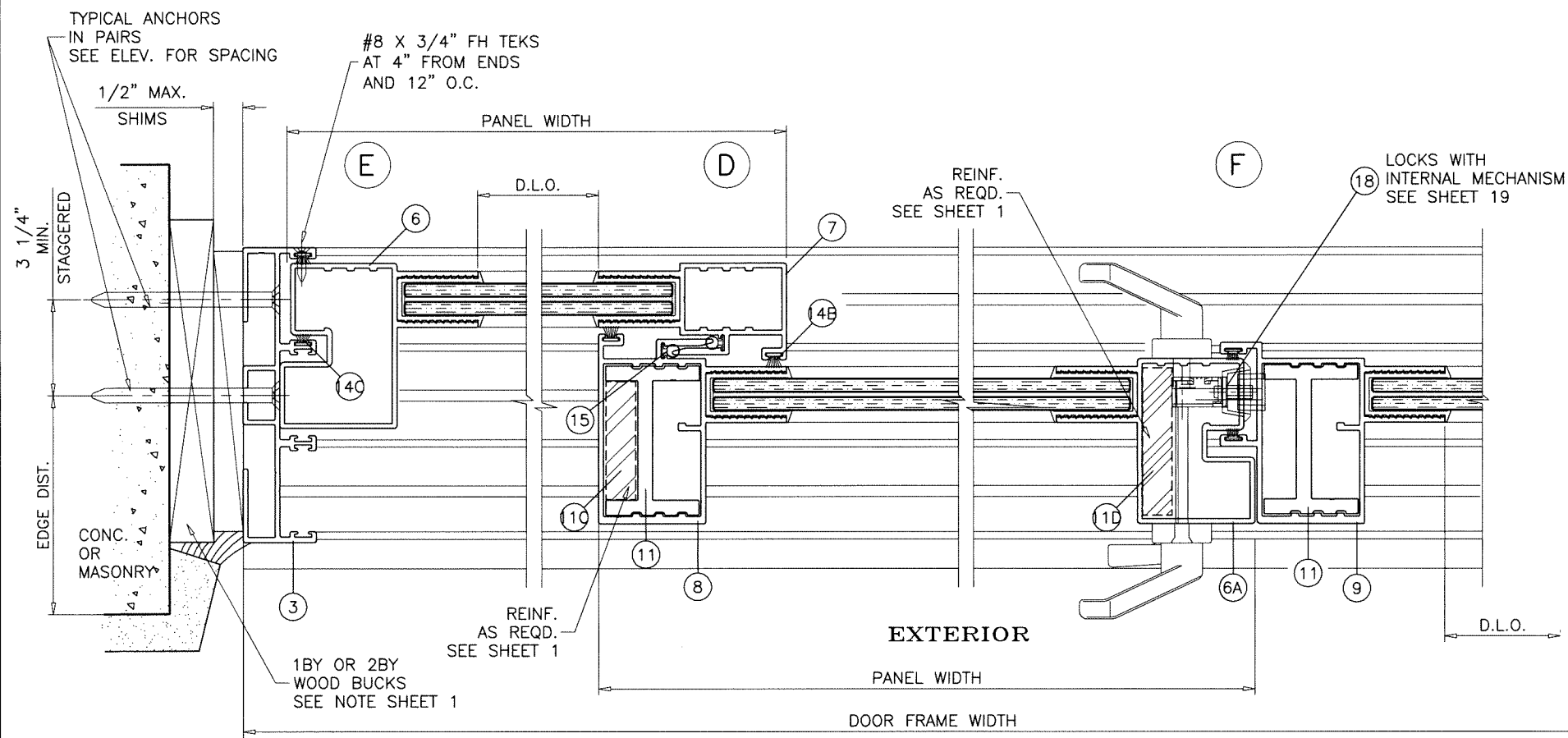
revisions:	no	date	by	description
date:	01-18-18	scale:	3/8" = 1"	
dr. by:	TARIQ	chk. by:		
drawing no.	18-24F			
sheet	12 of 21			



ALT. LOCATION FOR JAMB ANCHORS
 AT EXTERIOR TRACKS
 APPLICABLE AT ALL SUBSTRATES
 SEE ANCHOR NOTES ON SHEET 12 FOR MIN. REQD. EDGE DISTANCE.




ALT. LOCATION FOR JAMB ANCHORS
 FOR IN-LINE PAIRS
 APPLICABLE AT ALL SUBSTRATES
 SEE ANCHOR NOTES ON SHEET 12 FOR MIN. REQD. EDGE DISTANCE.



18A BOLT LOCKS MECHANISM
 SEE SHEET 19

Sealed: 7/25/2023

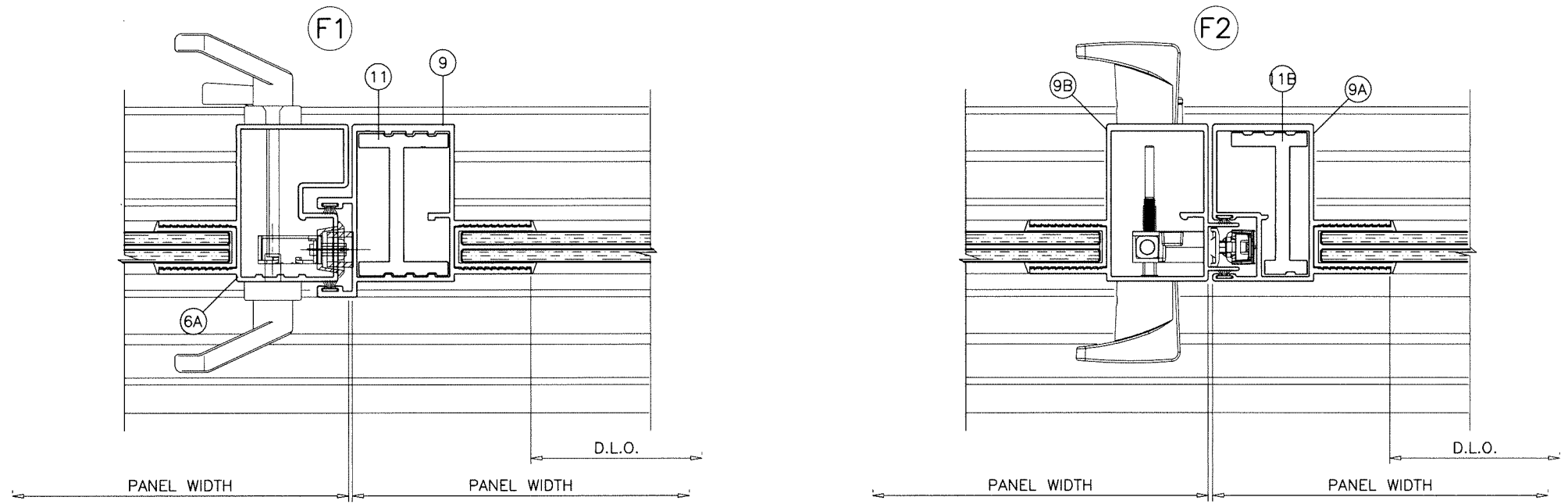
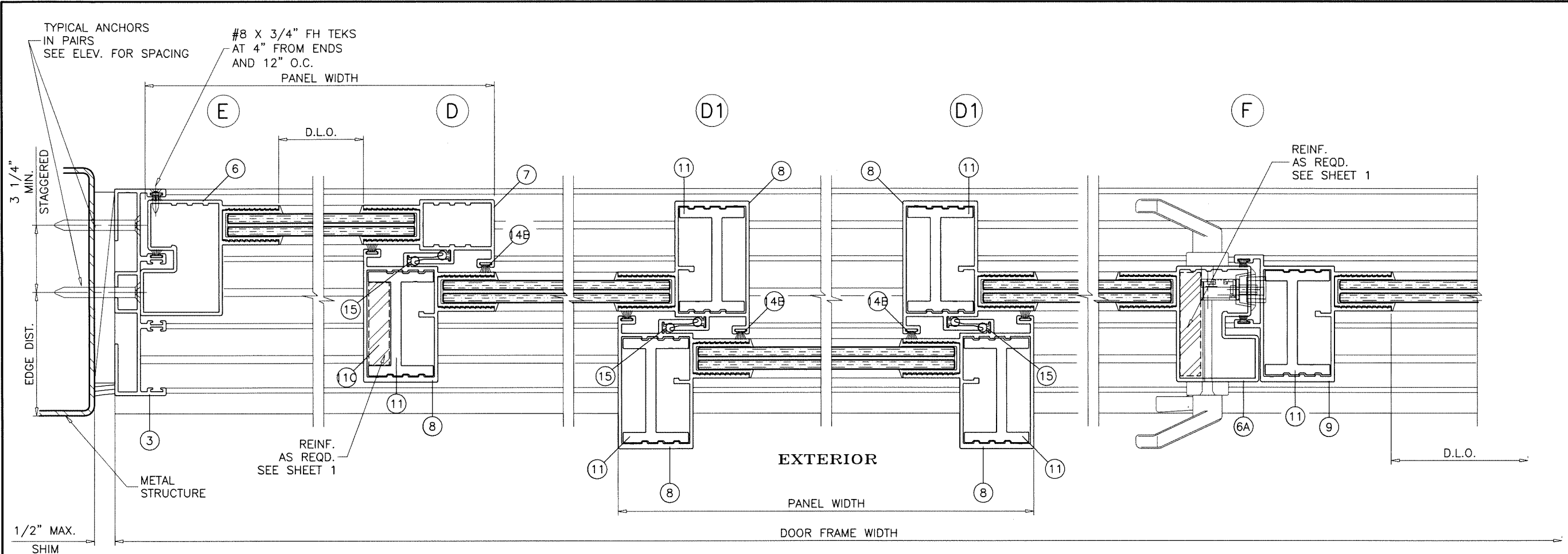


3 TRACK FRAMES FL #33565

af c
AL-FAROOQ CORPORATION
 ENGINEERS & PRODUCT DEVELOPMENT
 9360 SUNSET DRIVE, SUITE 220 (C.A.N. 3588)
 MIAMI, FLORIDA 33173
 TEL. (305) 264-8100 FAX. (305) 262-6978
 COMP-ANL\18-24F-SIW

Coastline MultiSlide Door 3.187" Stile IZ4
MARVIN
 PO Box 100, 401 State Ave. N.
 Warrroad, MN. 56763
 Tel. (218) 386-1430 Ext. 2143

revisions:	no	date	by	description
date:	01-18-18	scale:	3/8" = 1"	
dr. by:	TARIQ	chk. by:		
drawing no.	18-24F	sheet	13 of 21	




af c
AL-FAROOQ CORPORATION
 ENGINEERS & PRODUCT DEVELOPMENT
 9360 SUNSET DRIVE, SUITE 220 (C.A.N. 353B)
 MIAMI, FLORIDA 33173 TEL. (305) 262-6978
 TEL. (305) 264-8100 FAX. (305) 262-6978
 COMP-ANL\18-24F-SIW

Coastline MultiSlide Door 3.187" Stile IZ4
MARVIN
 PO Box 100, 401 State Ave. N.
 Warroad, MN. 56763
 Tel. (218) 386-1430 Ext. 2143

no	date	by	description

date: 01-18-18
 scale: 3/8" = 1"
 dr. by: TARIQ
 chk. by:

drawing no.
18-24F
 sheet 14 of 21

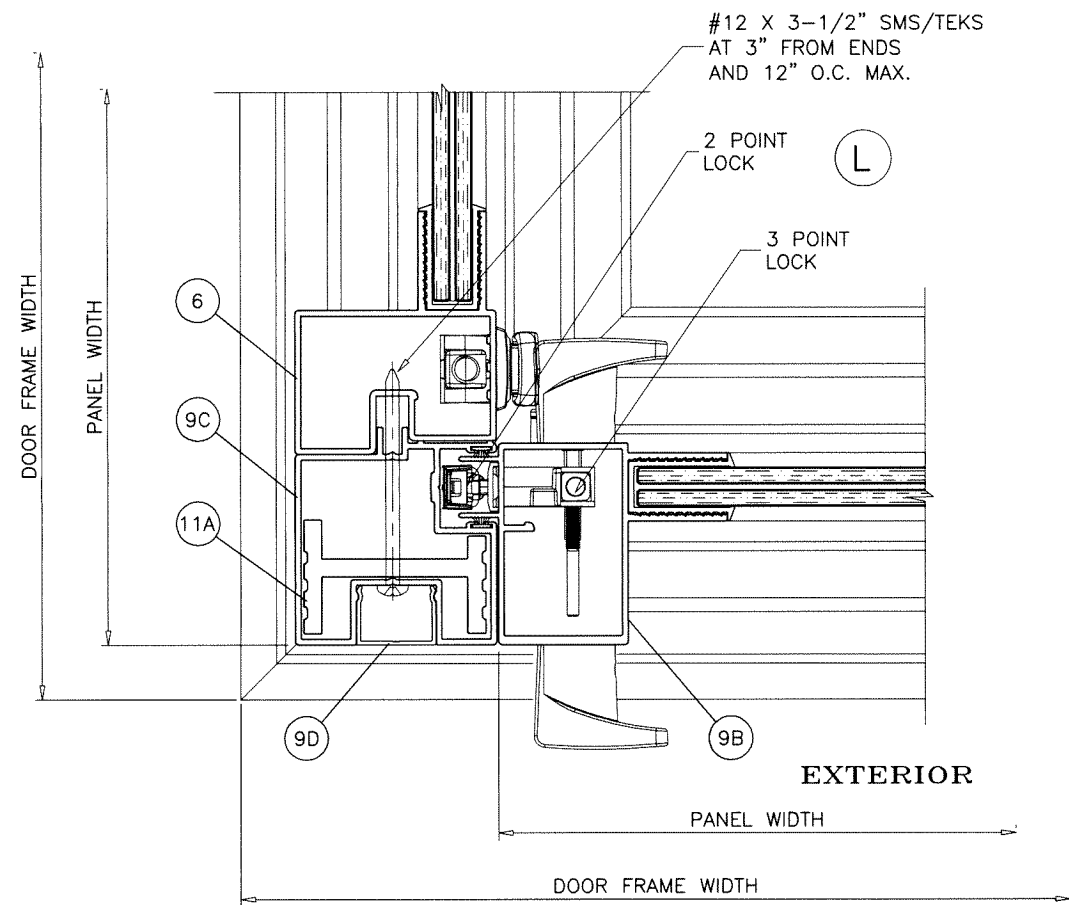


Sealed: 7/25/2023

3 TRACK FRAMES

FL #33565

DETAILS APPLICABLE FOR OUTSIDE CORNERS ONLY
 CORNER STILESS CAN BE USED AT 2, 3, 4 AND 5 TRACK DOORS

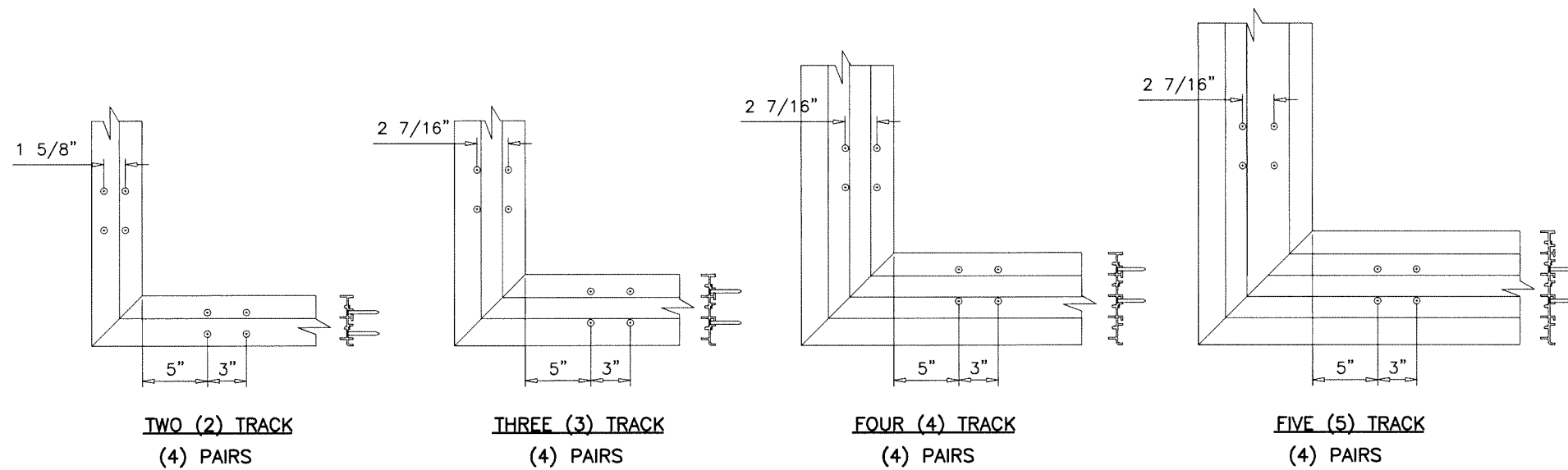


CORNER STILES LOCKS:


3 POINT LOCK SYSTEM (DL01-6014) BY INTERLOCK WITH ACTIVATING HANDLE AT 35-1/2" FROM BOTTOM FASTENED TO STILE WITH (2) #12 X 1/2" FH MACHINE SCREWS HANDLE ACTIVATES DEAD BOLT AND SHOOT BOLTS ENGAGING AT HEAD AND SILL 1/2" DIA. BULLET TIPS SHOOT BOLTS CONNECTED TO LOCK WITH 5/16" DIA. THREADED RODS

2 POINT LOCK SYSTEM (BF01-6501) BY INTERLOCK WITH ARIA BIFOLD ACTIVATING HANDLE (BF01-6514) AT 36-1/4" FROM BOTTOM FASTENED TO STILE WITH (2) #10 X 3/4" TEKS HANDLE ACTIVATES SHOOT BOLTS ENGAGING AT HEAD AND SILL 1/2" DIA. BULLET TIPS SHOOT BOLTS CONNECTED TO LOCK WITH 5/16" DIA. THREADED RODS

NOTE:
 CORNERS MAY HAVE AS MANY PANELS AS NUMBER OF TRACKS ON EACH SIDE.
 MANUFACTURER MUST VERIFY THAT THE COMBINATIONS OF PANEL STILES BEING PROPOSED WILL OPERATE PROPERLY WITHIN THE SELECTED FRAME.



Sealed: 7/25/2023



FL #33565

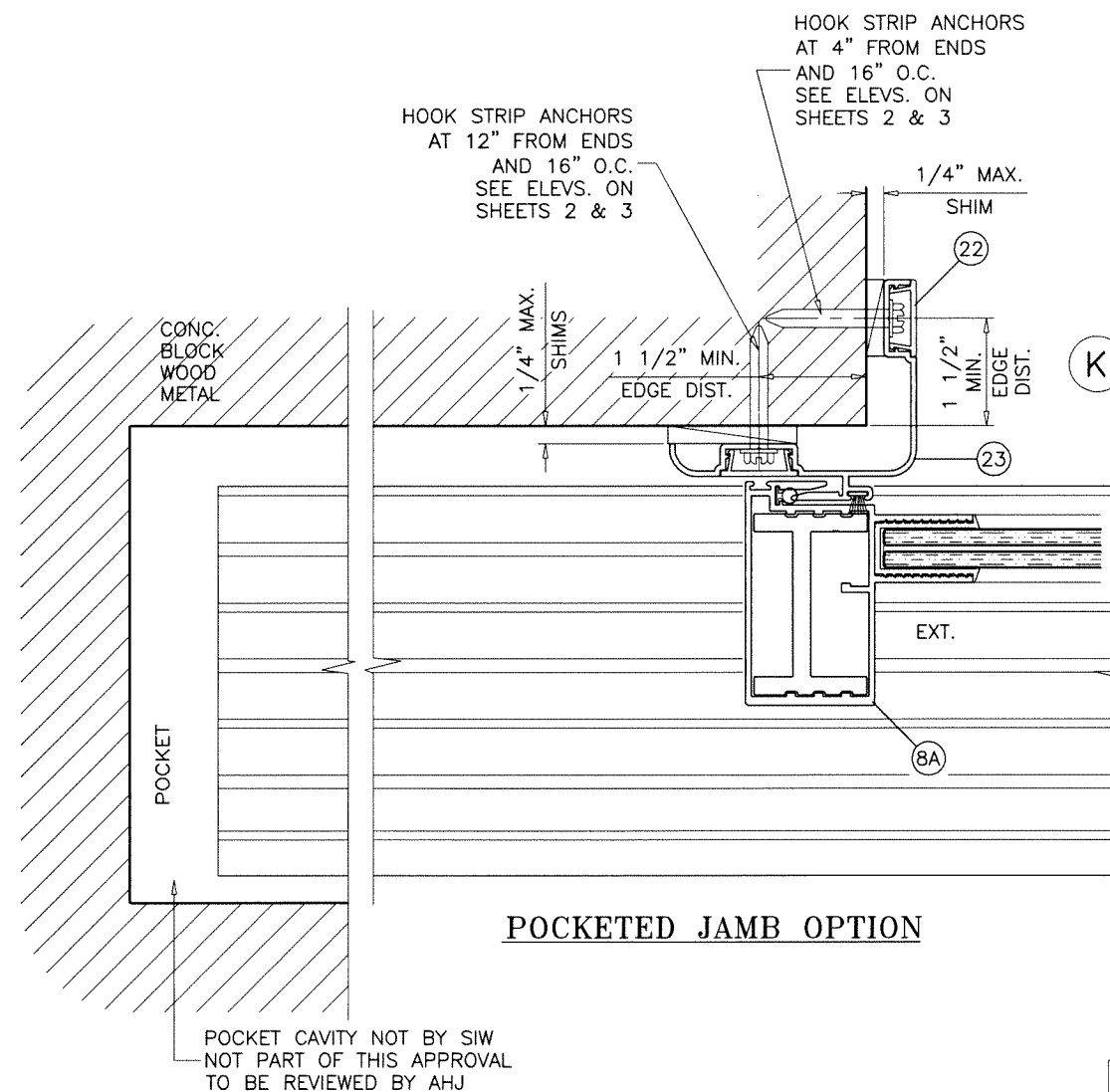
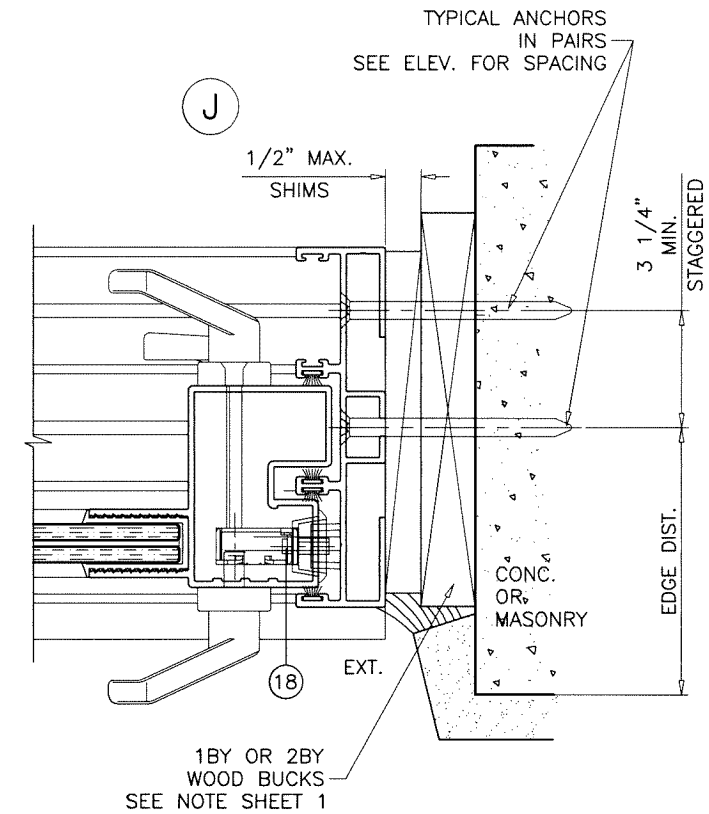
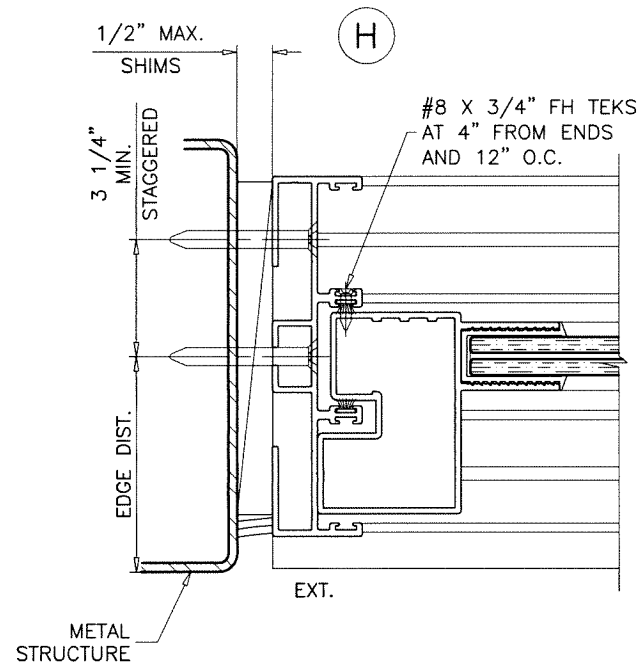
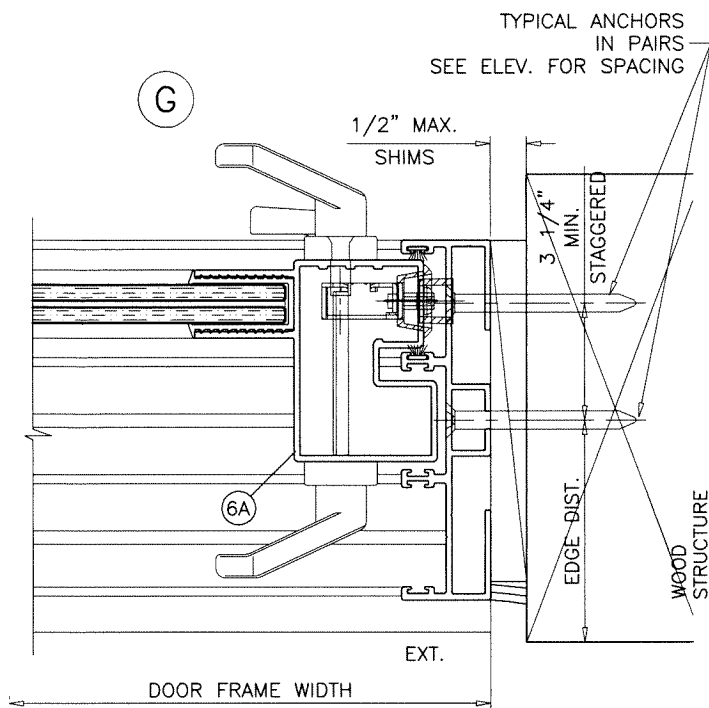
af c
AL-FAROOQ CORPORATION
 ENGINEERS & PRODUCT DEVELOPMENT
 9360 SUNSET DRIVE, SUITE 220 (C.A.N. 3538)
 MIAMI, FLORIDA 33173 TEL. (305) 262-6978
 TEL. (305) 264-8100 FAX. (305) 262-6978
 COMP-ANL\18-24F-SIW

Coastline MultiSlide Door 3.187" Stile IZ4
MARVIN
 PO Box 100, 401 State Ave. N.
 Warrroad, MN. 56763
 Tel. (218) 386-1430 Ext. 2143

revisions:	no	date	by	description

date: 01-18-18
 scale: 3/8" = 1"
 dr. by: TARIQ
 chk. by:


drawing no.
18-24F
 sheet 14.1 of 21



HOOK STRIP ANCHORS:

- #14 SMS (GRADE 2 CRS)**
INTO 2BY WOOD BUCKS OR WOOD STRUCTURES
1-1/2" MIN. PENETRATION INTO WOOD
- 1/4" DIA. ULTRACON+ BY 'DEWALT'** (Fu=164 KSI, Fy=148 KSI)
DIRECTLY INTO CONCRETE OR BLOCKS
1-3/4" MIN. EMBED INTO CONCRETE
1-3/4" MIN. EMBED INTO GROUT-FILLED BLOCKS
- #14 SMS OR SELF-DRILLING SCREWS (GRADE 2 CRS)**
INTO METAL STRUCTURES
(3) THREADS MIN. TO EXTEND BEYOND METAL THICKNESS
ALUMINUM: 1/8" THK. MIN. (6063-T5 MIN.)
STEEL: 1/8" THK. MIN. (Fy = 36 KSI MIN.)
(STEEL IN CONTACT WITH ALUMINUM TO BE PLATED OR PAINTED)

Sealed: 7/25/2023



3 TRACK FRAMES

FL #33565

Coastline MultiSlide Door 3.187" Stile IZ4



PO Box 100, 401 State Ave. N.
Warroad, MN. 56763
Tel. (218) 386-1430 Ext. 2143

revisions:
no date by description

date: 01-18-18

scale: 3/8" = 1"

dr. by: TARIQ

chk. by:

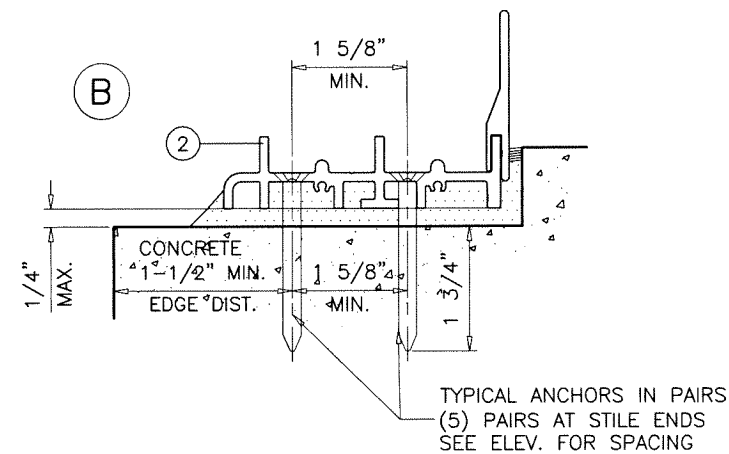
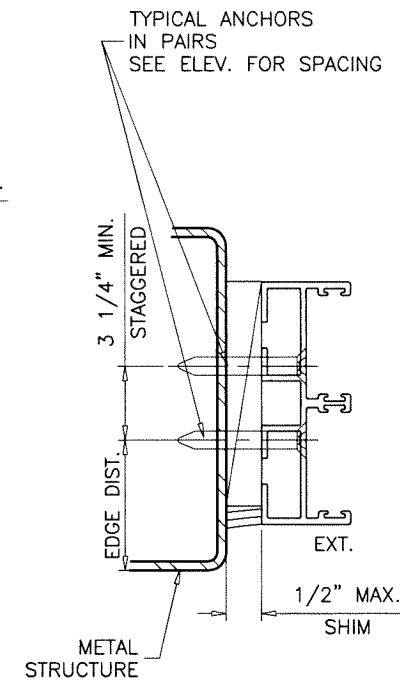
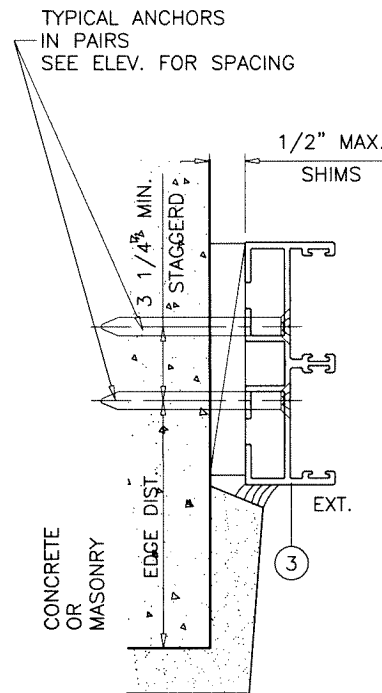
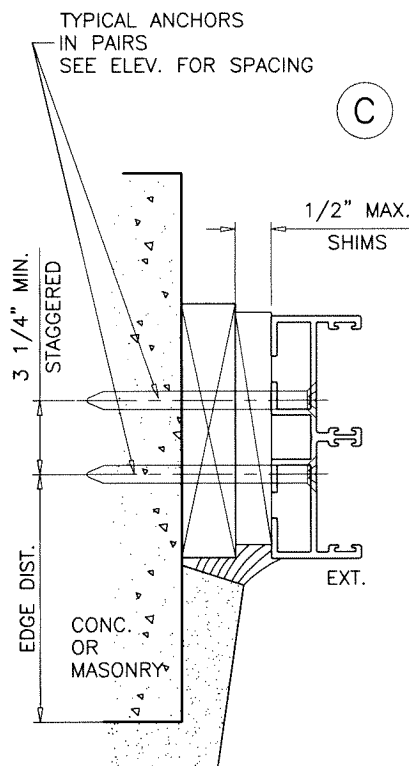
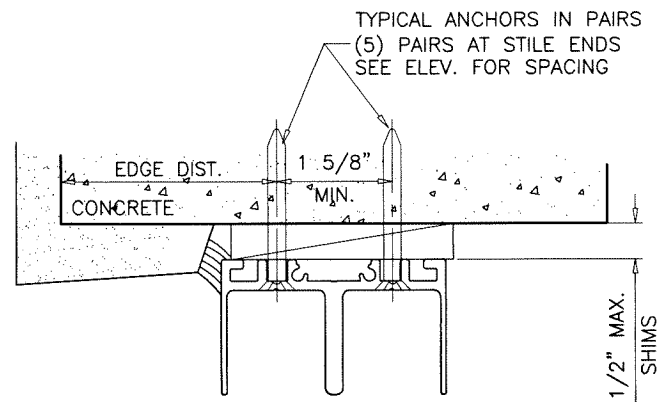
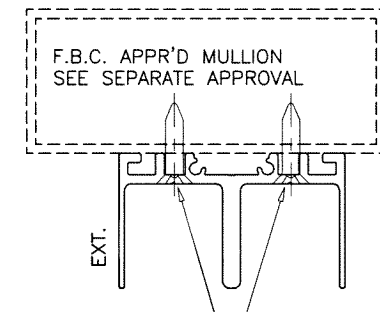
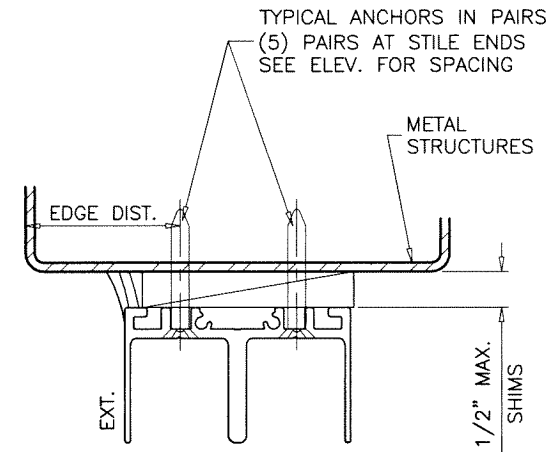
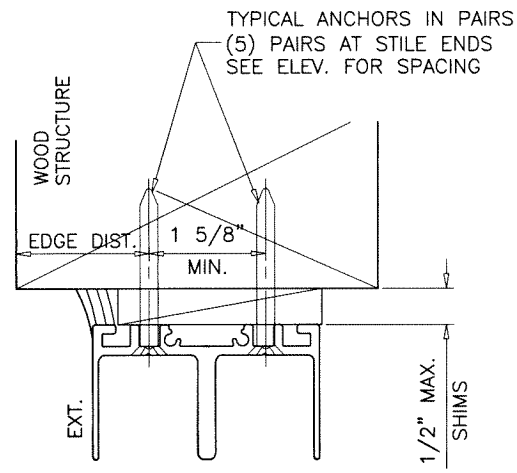
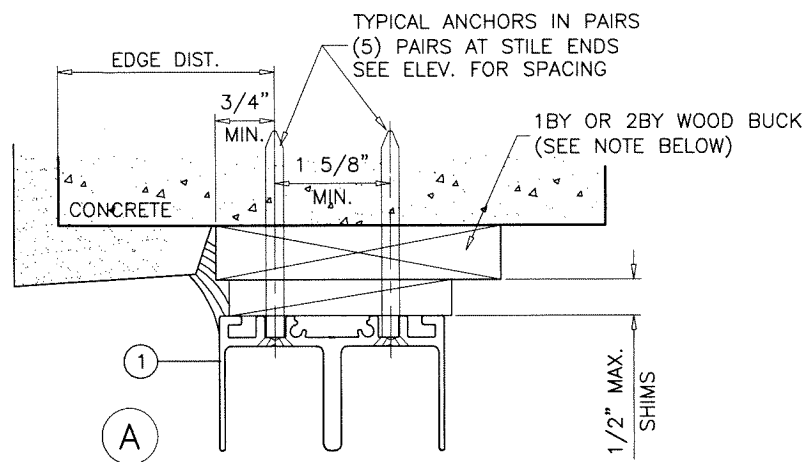
drawing no.

18-24F


sheet 15 of 21

af c
AL-FAROOQ CORPORATION
ENGINEERS & PRODUCT DEVELOPMENT
9360 SUNSET DRIVE, SUITE 220
MIAMI, FLORIDA 33173 (C.A.N. 3538)
TEL. (305) 264-8100 FAX. (305) 262-6978

COMP-ANL\18-24F-SIW



2 TRACK FRAMES
ANCHOR LOCATIONS



FL #33565

afc
AL-FAROOQ CORPORATION
ENGINEERS & PRODUCT DEVELOPMENT
9360 SUNSET DRIVE, SUITE 220
MIAMI, FLORIDA 33173 (C.A.N. 3538)
TEL. (305) 264-8100 FAX. (305) 262-6978
COMP-ANL\18-24F-SIW

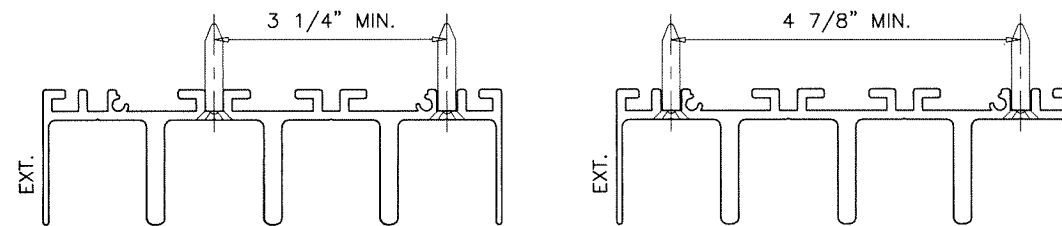
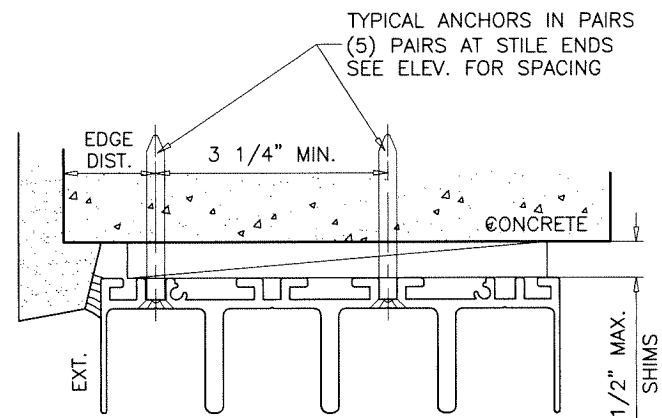
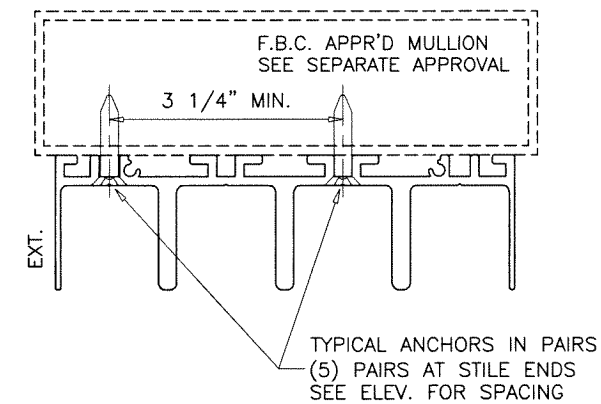
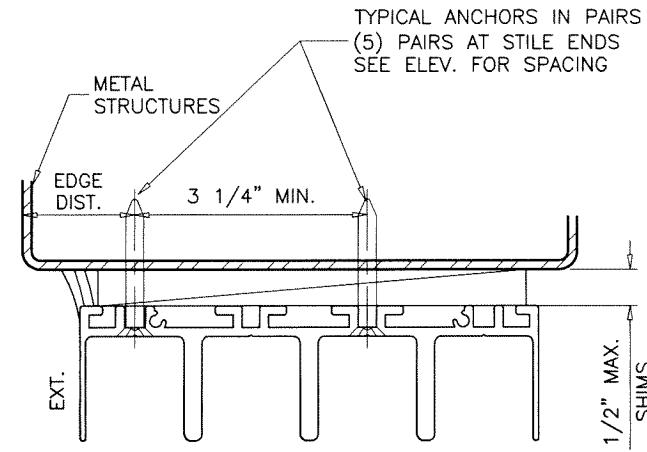
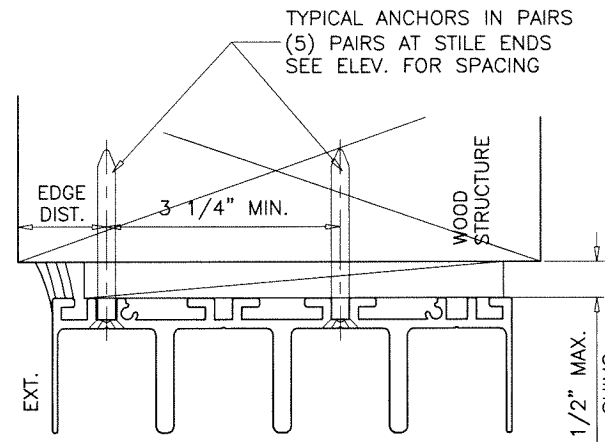
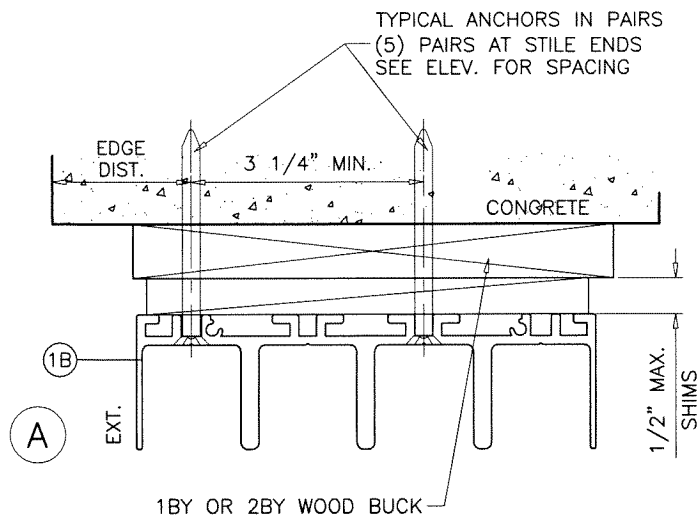
Coastline MultiSlide Door 3.187" Stile IZ4
MARVIN
PO Box 100, 401 State Ave. N.
Warroad, MN. 56763
Tel. (218) 386-1430 Ext. 2143

revisions:	no	date	by	description

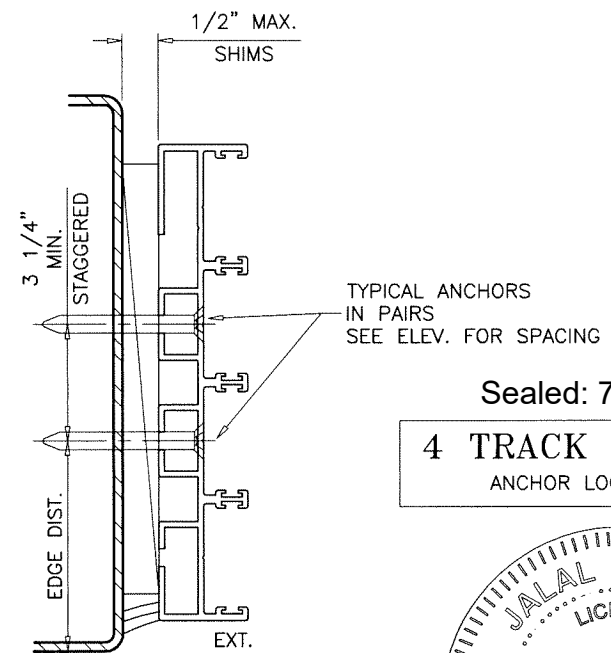
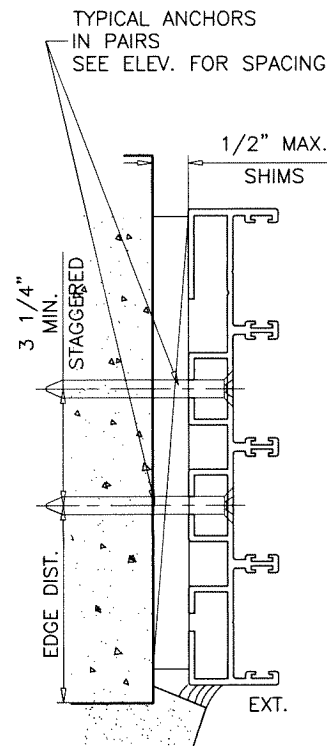
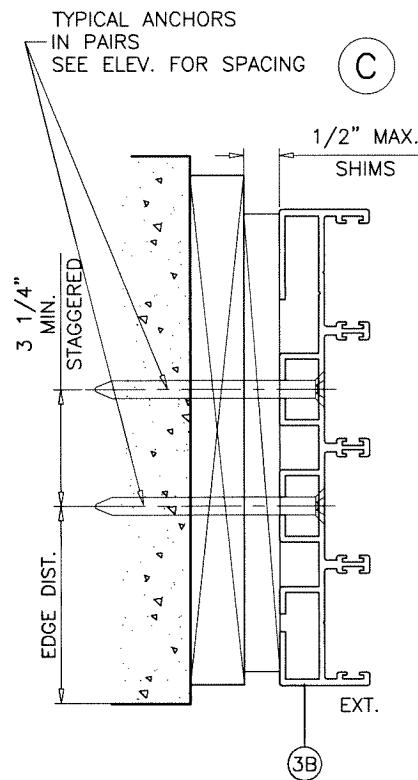
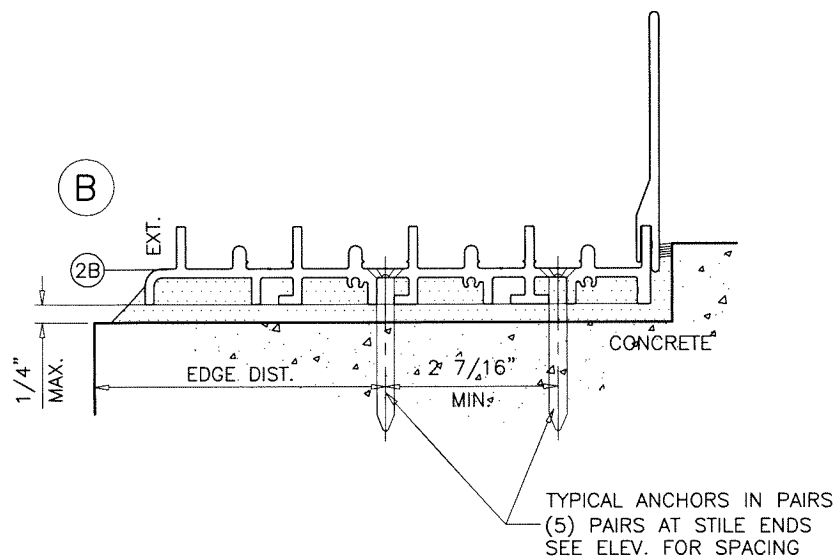
date: 01-18-18
scale: 3/8" = 1"
dr. by: TARIQ
chk. by:

drawing no.
18-24F
sheet 16 of 21


Sealed: 7/25/2023



ALT. LOCATION FOR HEAD ANCHORS
 APPLICABLE AT ALL SUBSTRATES
 SEE ANCHOR NOTES ON SHEET 12 FOR MIN.
 REQD. EDGE DISTANCE.



Sealed: 7/25/2023
4 TRACK FRAMES
 ANCHOR LOCATIONS



FL #33565

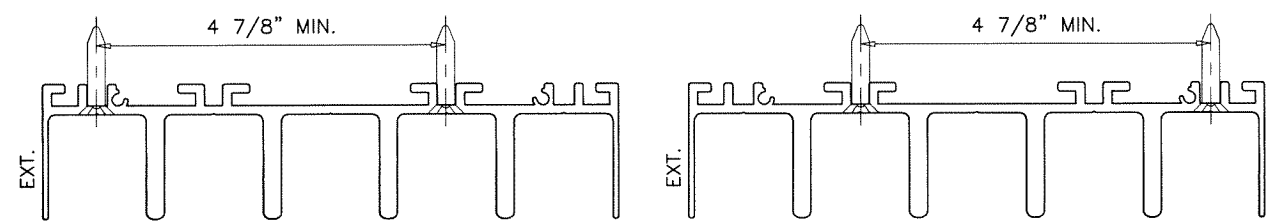
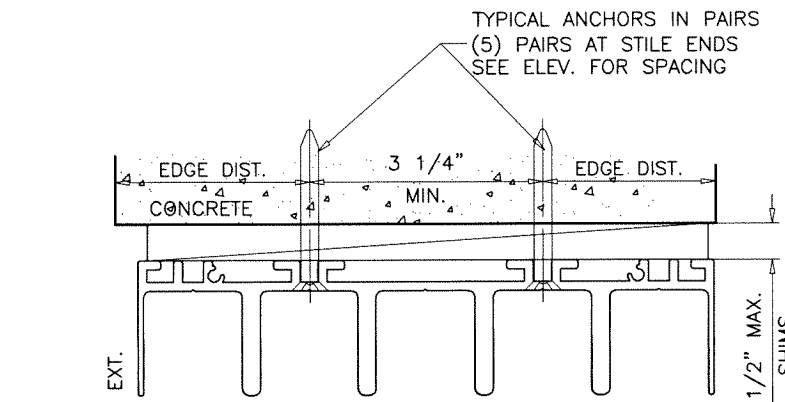
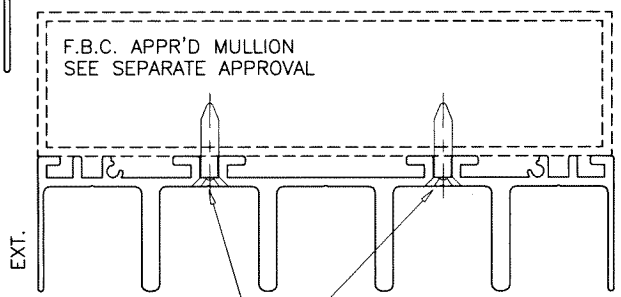
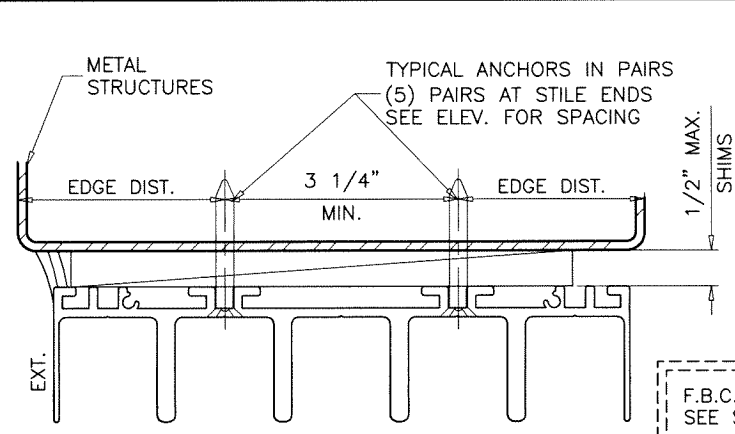
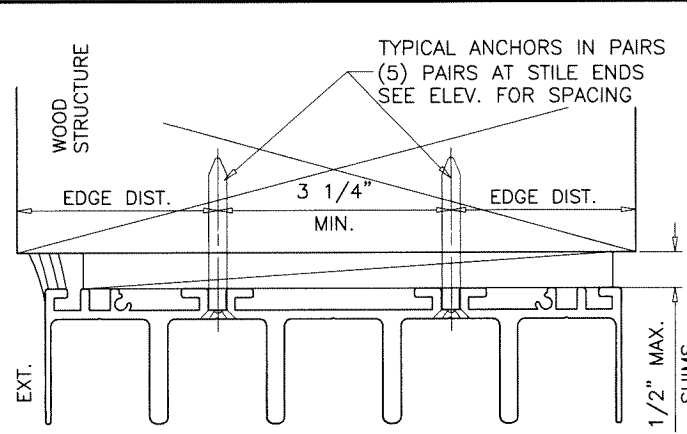
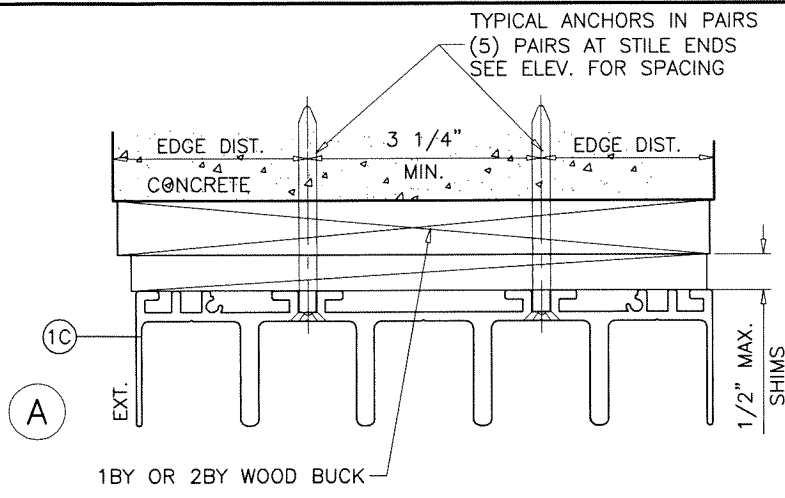
af c
AL-FAROOQ CORPORATION
 ENGINEERS & PRODUCT DEVELOPMENT
 9360 SUNSET DRIVE, SUITE 220
 MIAMI, FLORIDA 33173 (C.A.N. 3538)
 TEL. (305) 264-8100 FAX. (305) 262-6978
 COMP-ANL 18-24F-SIW

Coastline MultiSlide Door 3.187" Stile IZ4
MARVIN
 PO Box 100, 401 State Ave. N.
 Warrroad, MN. 56763
 Tel. (218) 386-1430 Ext. 2143

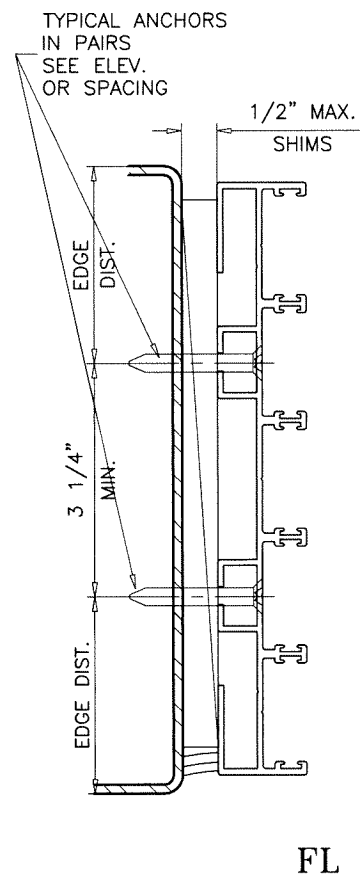
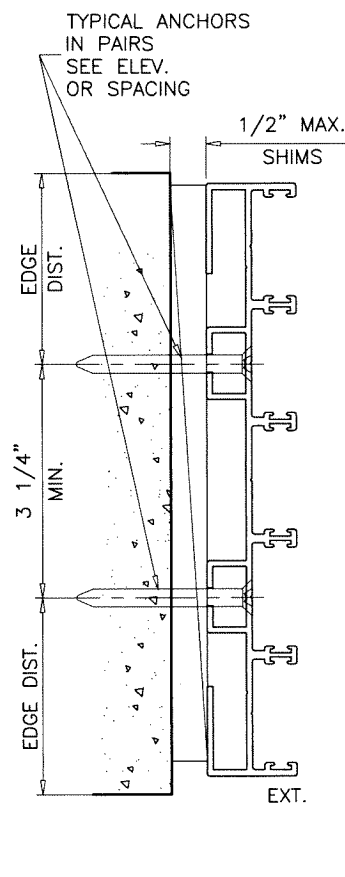
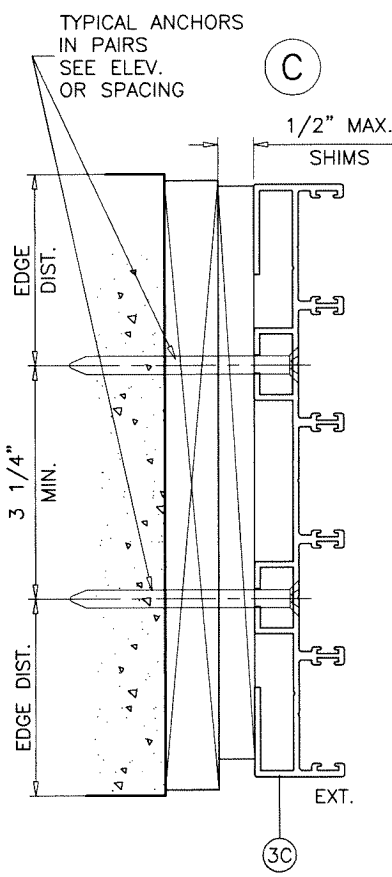
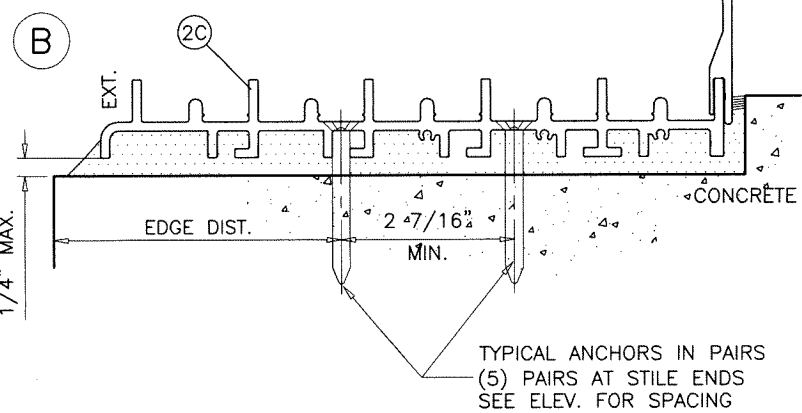
revisions:	no	date	by	description

date: 01-18-18
 scale: 3/8" = 1"
 dr. by: TARIQ
 chk. by:


drawing no.
18-24F
 sheet 17 of 21



ALT. LOCATION FOR HEAD ANCHORS
 APPLICABLE AT ALL SUBSTRATES
 SEE ANCHOR NOTES ON SHEET 12 FOR MIN. REQD. EDGE DISTANCE.



Sealed: 7/25/2023
5 TRACK FRAMES
 ANCHOR LOCATIONS



FL #33565

af c
AL-FAROOQ CORPORATION
 ENGINEERS & PRODUCT DEVELOPMENT
 9360 SUNSET DRIVE, SUITE 220
 MIAMI, FLORIDA 33173 (C.A.N. 3538)
 TEL. (305) 264-8100 FAX. (305) 262-6978
 COMP-ANL\18-24F-SIW

Coastline MultiSlide Door 3.187" Stile IZ4
MARVIN
 PO Box 100, 401 State Ave. N.
 Warrroad, MN. 56763
 Tel. (218) 386-1430 Ext. 2143

revisions:	no	date	by	description

date: 01-18-18
 scale: 3/8" = 1"
 dr. by: TARIQ
 chk. by:

drawing no.
18-24F

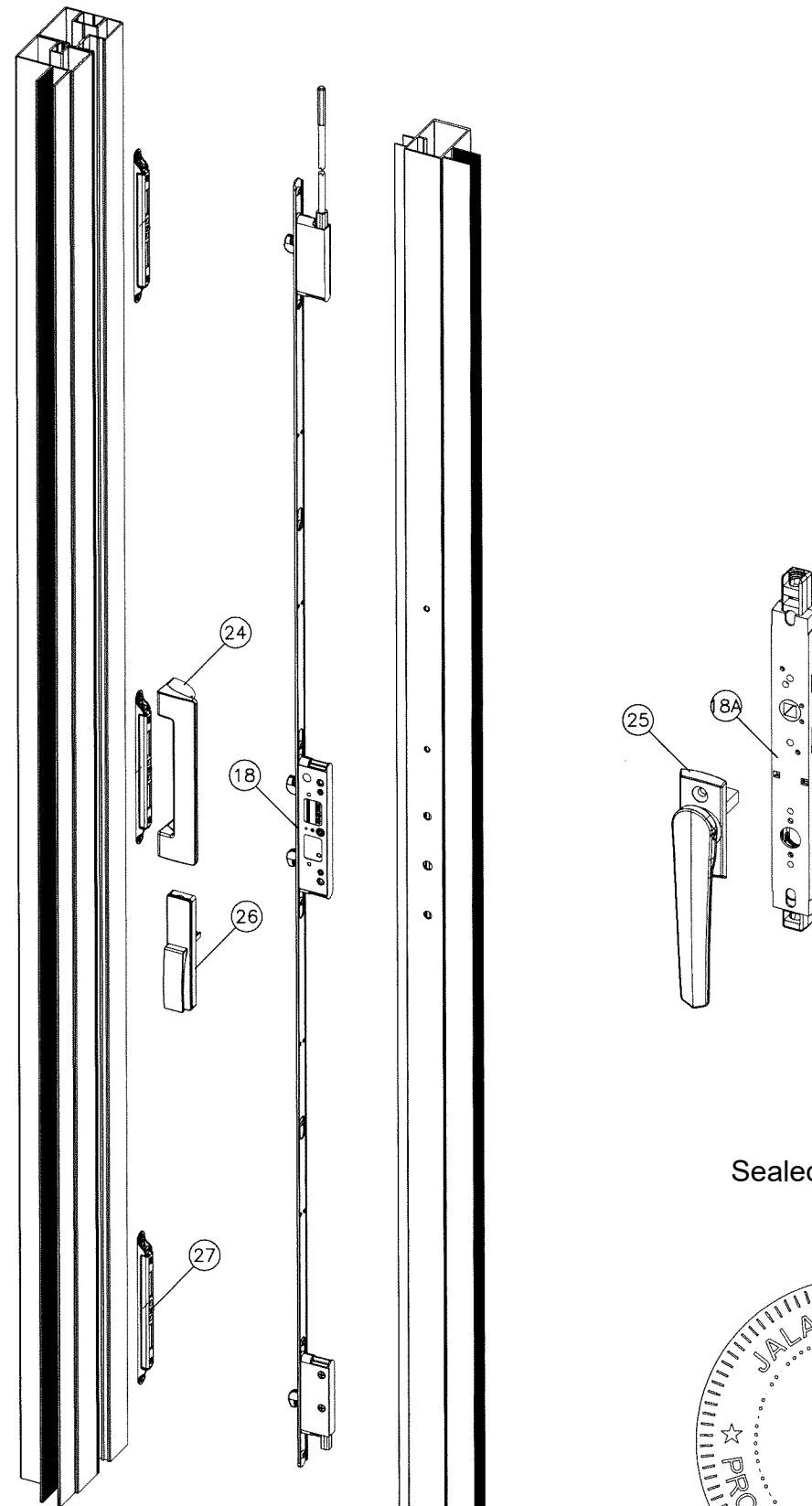
sheet 18 of 21

ITEM	PART #	QUANTITY	DESCRIPTION	MATERIAL	MANF./SUPPLIER/REMARKS
A	SIW719	1	2 TRACK FRAME HEAD	6063-T6	-
1A	SIW702	1	3 TRACK FRAME HEAD	6063-T6	-
1B	SIW727	1	4 TRACK FRAME HEAD	6063-T6	-
1C	SIW723	1	5 TRACK FRAME HEAD	6063-T6	-
2	SIW720	1	2 TRACK FRAME SILL	6063-T6	-
2A	SIW732	1	3 TRACK FRAME SILL	6063-T6	-
2B	SIW734	1	4 TRACK FRAME SILL	6063-T6	-
2C	SIW735	1	5 TRACK FRAME SILL	6063-T6	-
3	SIW721	1 OR 2	2 TRACK FRAME JAMB	6063-T6	-
3A	SIW703	1 OR 2	3 TRACK FRAME JAMB	6063-T6	-
3B	SIW729	1 OR 2	4 TRACK FRAME JAMB	6063-T6	-
3C	SIW725	1 OR 2	5 TRACK FRAME JAMB	6063-T6	-
4	SIW709	1/ PANEL	PANEL TOP RAIL	6063-T6	-
5	SIW710	1/ PANEL	PANEL BOTTOM RAIL	6063-T6	-
6	SIW718	1/ PANEL	JAMB/LOCK STILE, MALE ASTRAGAL	6063-T6	-
7	SIW737	1/ PANEL	STD. INTERLOCK STILE	6063-T6	-
8	SIW738	1/ PANEL	H.D. INTERLOCK STILE	6063-T6	-
8A	SIW708	1/ PANEL	H.D. INTERLOCK STILE	6063-T6	-
9	SIW706	1/ PANEL	FEMALE ASTRAGAL STILE	6063-T6	-
9A	SIW755	1/ PANEL	FEMALE ASTRAGAL STILE TYPE 2	6063-T6	-
9B	SIW753	1/ PANEL	MALE ASTRAGAL STILE TYPE 2	6063-T6	-
9C	SIW754	1/ PANEL	CORNER FEMALE ASTRAGAL STILE	6063-T6	-
9D	SIW808	1/ PANEL	CORNER ASTRAGAL COVER	6063-T6	-
10	SIW704C	AS REQD.	2-3/4" SILL ADAPTER	6063-T5	-
11	SIW901A	AS REQD.	REINFORCEMENT	6063-T6	-
11A	SIW901A	AS REQD.	REINFORCEMENT	6063-T6	-
11B	SIW901E	AS REQD.	REINFORCEMENT	6063-T6	-
11C	SIW901B	AS REQD.	REINFORCEMENT	STEEL	-
11D	1/2" X 2-1/2"	AS REQD.	ASTRAGAL REINF.	6063-T6	-
12	SIW703A	AS REQD.	JAMB ANCHOR COVER	6061-T6	-
13	5617	AS REQD.	GLAZING GASKET	SANTOPRENE	MELTPOINT
14A	W13235	AS REQD.	PILE W'STRIPPING	WOOLPILE	ULTRAFAB INC.
14B	W13295	AS REQD.	PILE W'STRIPPING	WOOLPILE	ULTRAFAB INC.
14C	W11135	AS REQD.	PILE W'STRIPPING	WOOLPILE	ULTRAFAB INC.
15	83005	AS REQD.	BULB W'STRIPPING	VINYL	MELTPOINT
16	D2505	AS REQD.	PILE PADS	WOOLPILE	ULTRAFAB
16A	D2503	AS REQD.	PILE PADS FOR INTERLOCK	WOOLPILE	ULTRAFAB
18	*	AS REQD.	LOCKS WITH INTERNAL MECHANISM	-	AMESBURY TRUTH
18A	**	AS REQD.	BOLT LOCK MECHANISM	-	INTERLOCK USA
19	SN3620DSPA	2/ PANEL	ROLLER ASSEMBLY	-	ANTHONY INNOVATIONS
21	#14 X 1-1/2"	2/ CORNER	PANEL ASSEMBLY SCREWS	-	PH SMS
22	SIW510	AS REQD.	HOOK STRIP COVER	6061-T6	-
23	SIW726	1	HOOK STRIP	6063-T5	-


* ARCH NON-KEYED HANDLESET (SIW-3292) LOCATED AT 40" FROM BOTTOM ENGAGING INTERNAL LOCK MECHANISM (ADH-3008-84), BY AMESBURY TRUTH.

** MANUAL BOLT LOCK (BF01-6501) LOCATED AT 60" FROM TOP ENGAGING DRIVE ROD (DL01-6002) AND ROD TIP (DL01-6041) INTO THE FRAME HEAD, BY INTERLOCK USA.

CORNER STILE LOCK			
ITEM	PART #	DESCRIPTION	MANF./SUPPLIER/REMARKS
18	PS01-1021	SBML 5P LOCK SS HOOKS	INTERLOCK USA
18A	BF01-6501	TBL MECHANISM 18MM THROW N/L	INTERLOCK USA
24	PS01-0208	CREST PULL HANDLE	INTERLOCK USA
25	BF01-6510	ARIA BIFOLD HANDLE	INTERLOCK USA
26	PS01-0205	CREST SBML LONG SNIB	INTERLOCK USA



Sealed: 7/25/2023



FL #33565

af c
AL-FAROOQ CORPORATION
ENGINEERS & PRODUCT DEVELOPMENT
9360 SUNSET DRIVE, SUITE 220 (C.A.N. 3538)
MIAMI, FLORIDA 33173 FAX: (305) 262-6978
TEL: (305) 264-8100

Coastline MultiSlide Door 3.187" Stile IZ4
MARVIN®
PO Box 100, 401 State Ave. N.
Warroad, MN, 56763
Tel: (218) 386-1430 Ext. 2143

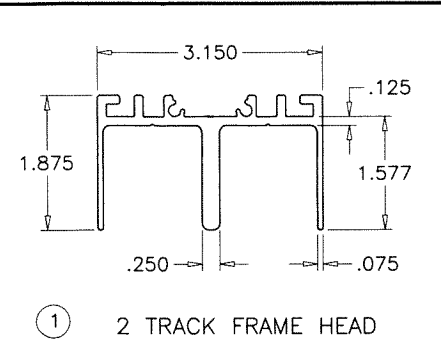
no	date	description

date: 01-18-18
scale: 3/8" = 1"
dr. by: TARIQ
chk. by:

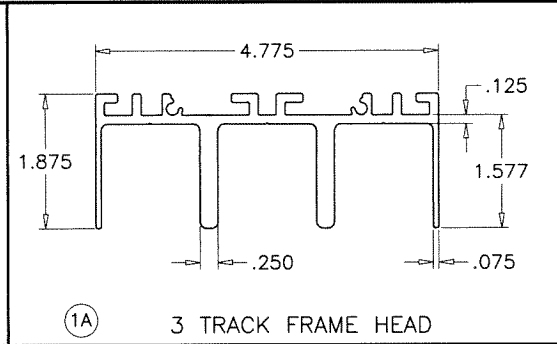
drawing no.
18-24F

sheet 19 of 21

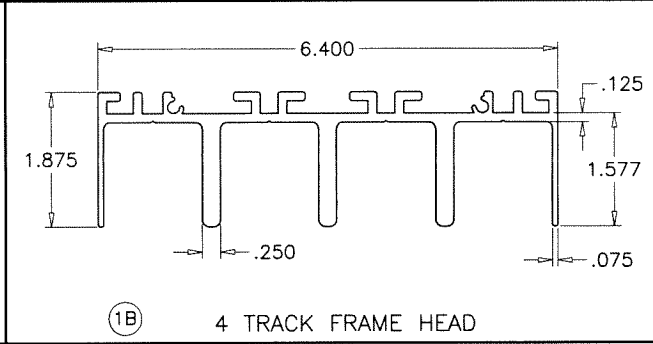
COMP-ANL\18-24F-SIW



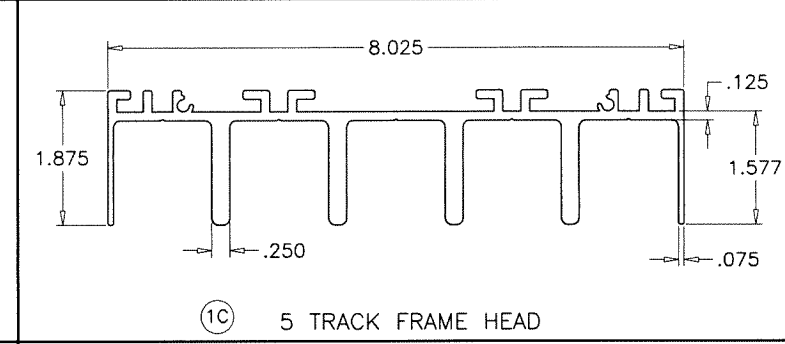
① 2 TRACK FRAME HEAD



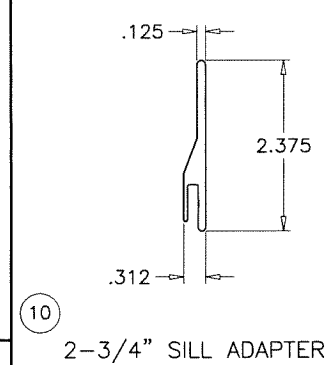
①A 3 TRACK FRAME HEAD



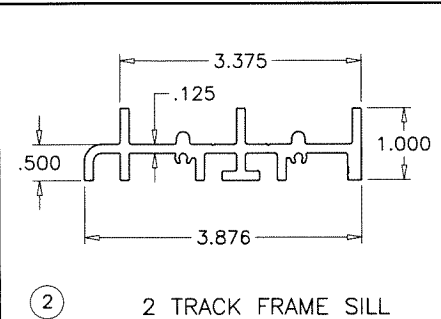
①B 4 TRACK FRAME HEAD



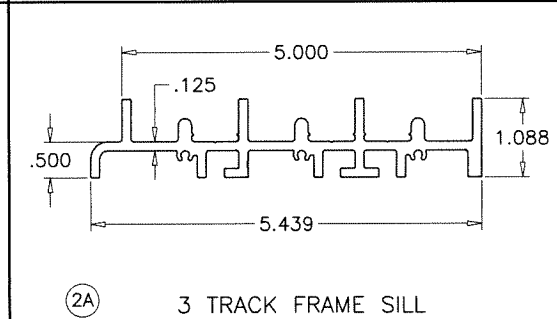
①C 5 TRACK FRAME HEAD



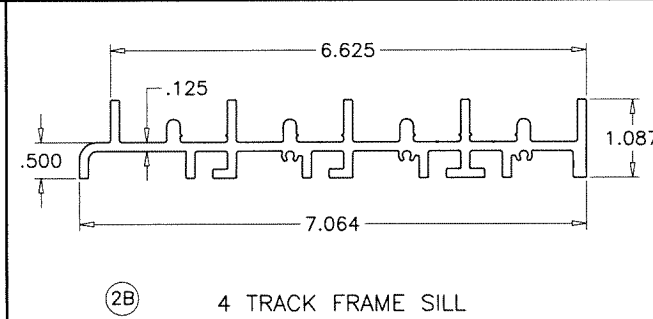
⑩ 2-3/4" SILL ADAPTER



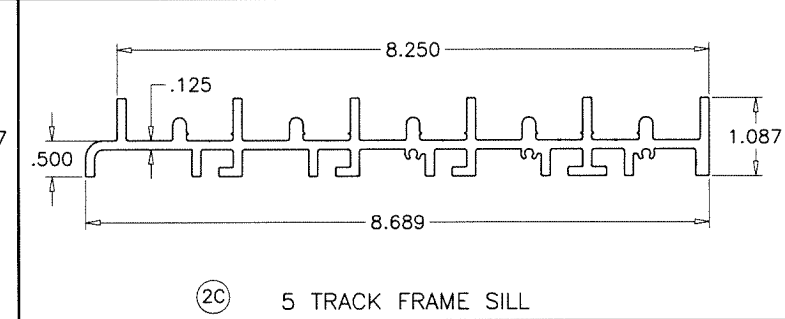
② 2 TRACK FRAME SILL



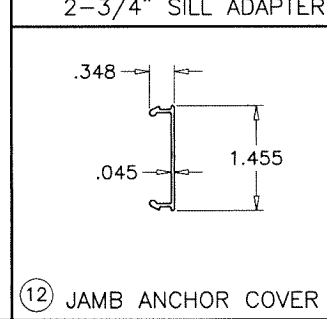
②A 3 TRACK FRAME SILL



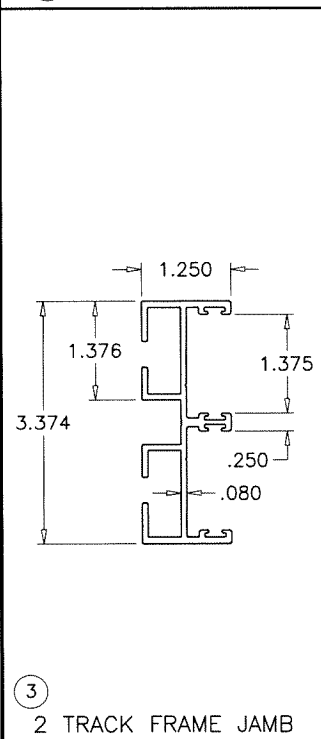
②B 4 TRACK FRAME SILL



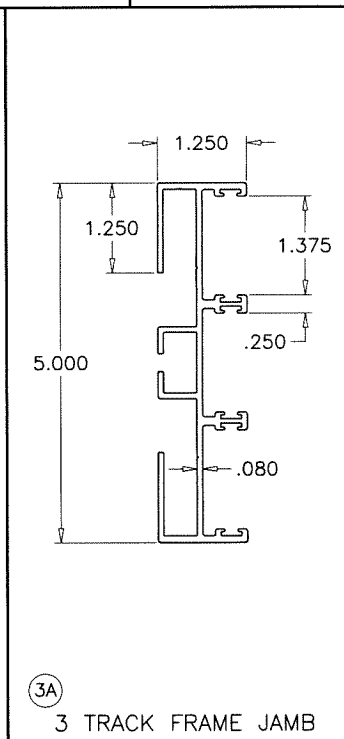
②C 5 TRACK FRAME SILL



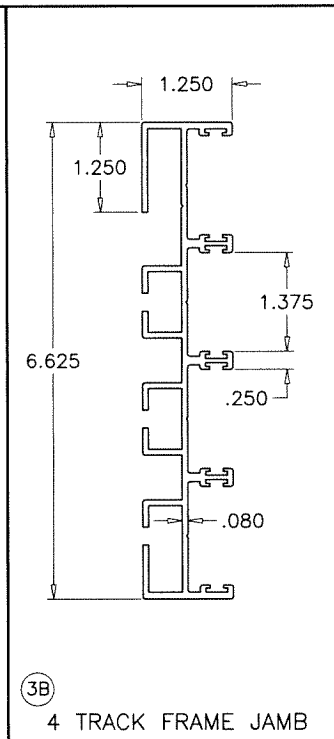
⑫ JAMB ANCHOR COVER



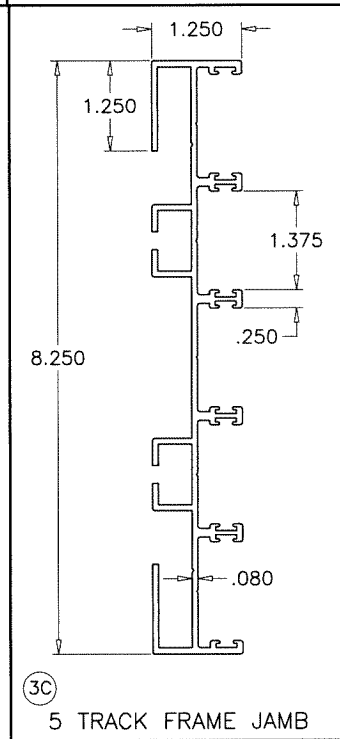
③ 2 TRACK FRAME JAMB



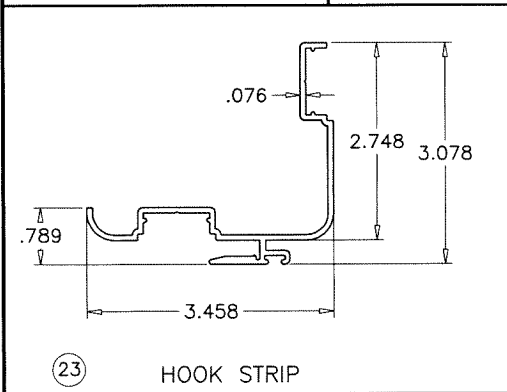
③A 3 TRACK FRAME JAMB



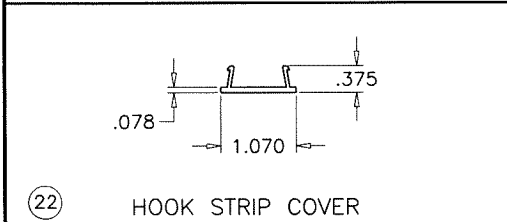
③B 4 TRACK FRAME JAMB



③C 5 TRACK FRAME JAMB



②③ HOOK STRIP




②② HOOK STRIP COVER

af c
AL-FAROOQ CORPORATION
 ENGINEERS & PRODUCT DEVELOPMENT
 9360 SUNSET DRIVE, SUITE 220
 MIAMI, FLORIDA 33173 (C.A.N. 3538)
 TEL. (305) 264-8100 FAX. (305) 262-6978
 COMP-ANL\18-24F-SIW

Coastline MultiSlide Door 3.187" Stile IZ4
MARVIN
 PO Box 100, 401 State Ave. N.
 Warrroad, MN. 56763
 Tel. (218) 386-1430 Ext. 2143

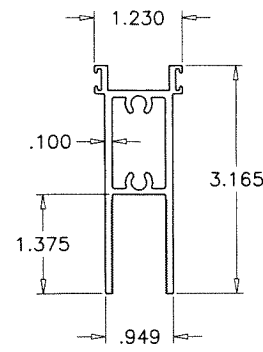
revisions:	no	date	by	description

Sealed: 7/25/2023

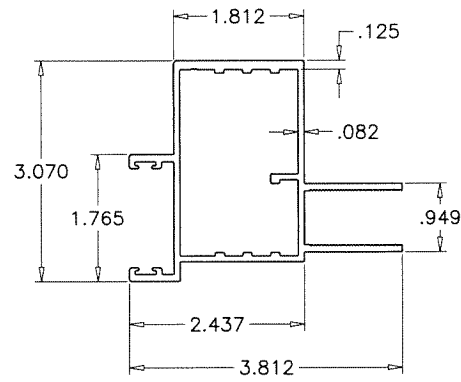


FL #33565

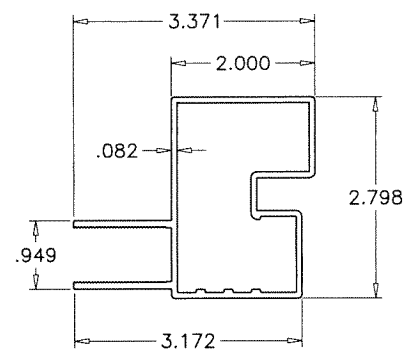
date:	01-18-18
scale:	3/8" = 1"
dr. by:	TARIQ
chk. by:	
drawing no.	18-24F
sheet	20 of 21



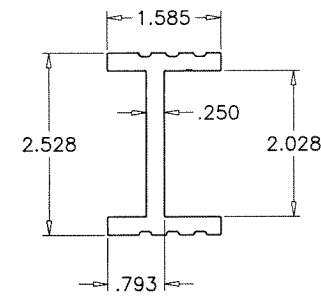
4 PANEL TOP RAIL



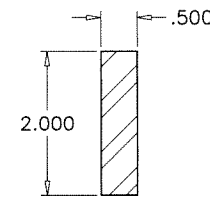
9 FEMALE ASTRAGAL



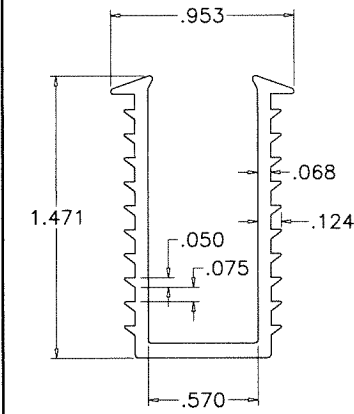
6 JAMB/LOCK STILE
MALE ASTRAGAL



11 REINFORCEMENT



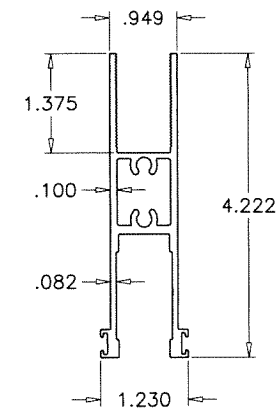
11C REINFORCEMENT



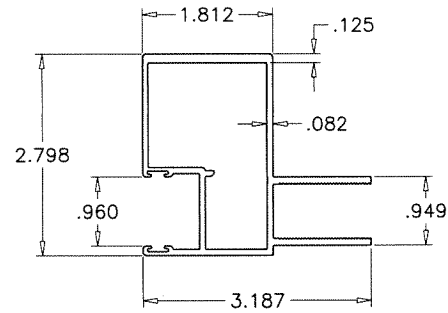
HARDNESS = 73 SHORE A
TENSILE STRENGTH (100% STRAIN) = 406 PSI
TENSILE STRENGTH (BREAK) = 1058 PSI
ELONGATION AT BREAK = 460%
SPECIFIC GRAVITY = 0.98

GLAZING GASKET
SANTOPRENE
EXTRUDED BY 'MELTPPOINT'
SCALE 1:1

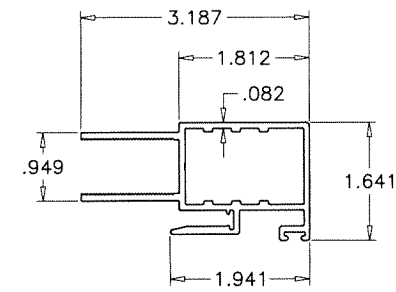
13



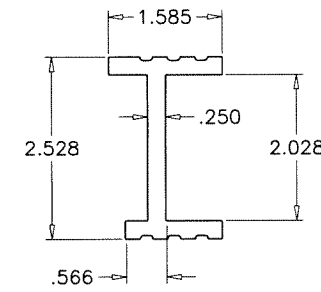
5 PANEL BOTTOM RAIL



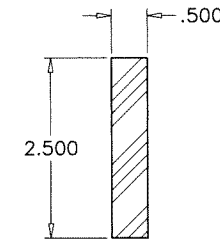
9A FEMALE ASTRAGAL TYPE 2



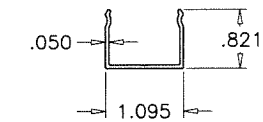
7 STD. INTERLOCK STILE



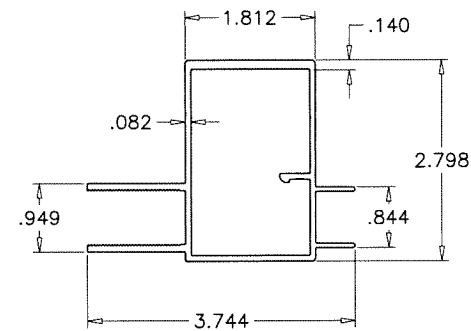
11A REINFORCEMENT



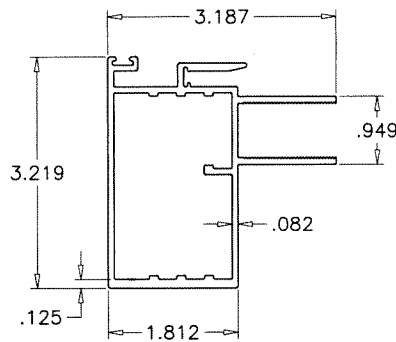
11D ASTRAGAL REINF.



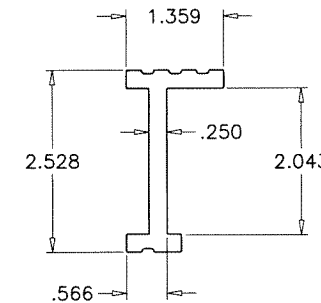
9D ASTRAGAL COVER



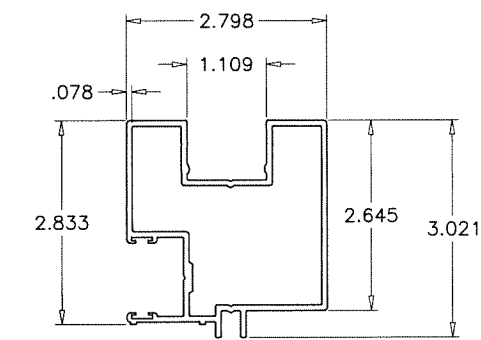
9B MALE ASTRAGAL TYPE 2



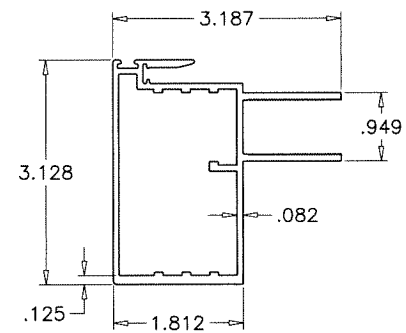
8 H.D. INTERLOCK STILE



11B REINFORCEMENT



9C CORNER FEMALE ASTRAGAL



8A H.D. INTERLOCK STILE

af c
AL-FAROOQ CORPORATION
ENGINEERS & PRODUCT DEVELOPMENT
9360 SUNSET DRIVE, SUITE 220
MIAMI, FLORIDA 33173 (C.A.N. 3538)
TEL. (305) 264-8100 FAX. (305) 262-6978
COMP-ANL\18-24F-SIW


Coastline MultiSlide Door 3.187" Stile IZ4
MARVIN
PO Box 100, 401 State Ave. N.
Warroad, MN. 56763
Tel. (218) 386-1430 Ext. 2143

no	date	by	description

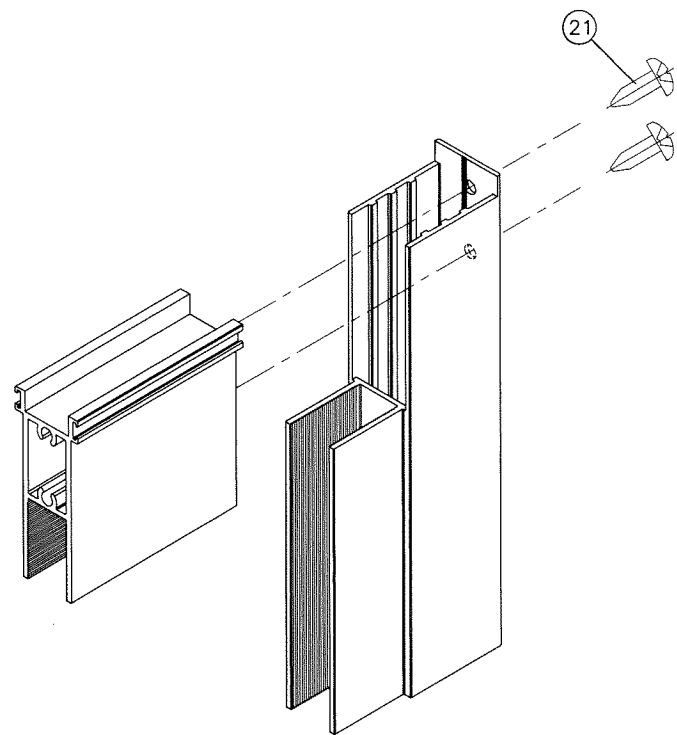
date: 01-18-18
scale: 3/8" = 1"
dr. by: TARIQ
chk. by:

drawing no.
18-24F
sheet 20.1 of 21

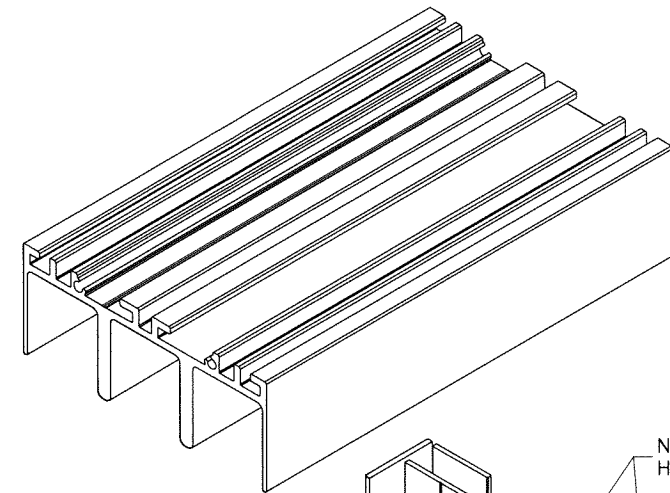
Sealed: 7/25/2023



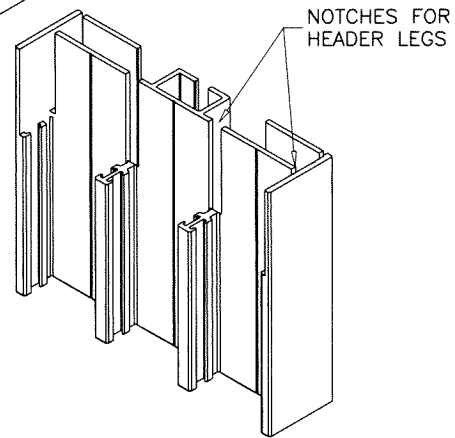
FL #33565



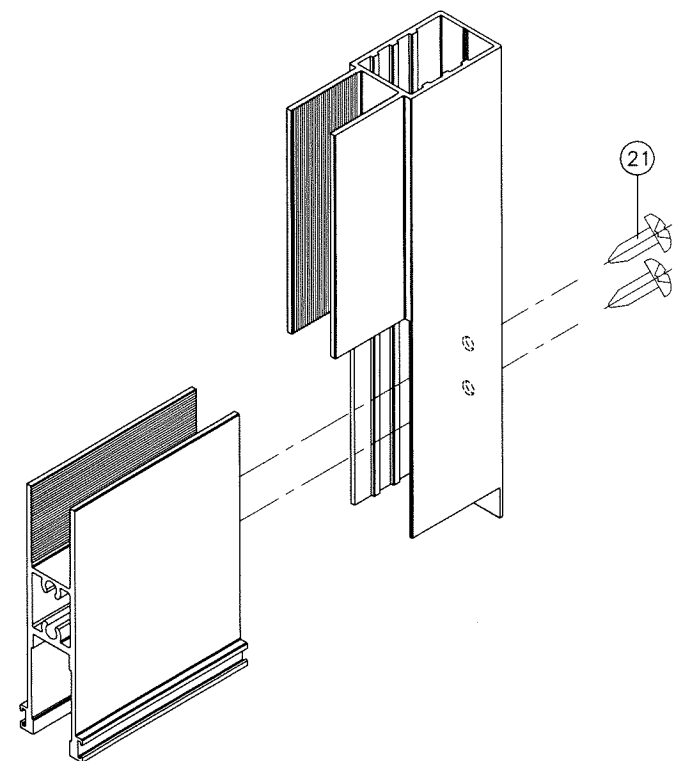
PANEL TOP CORNER



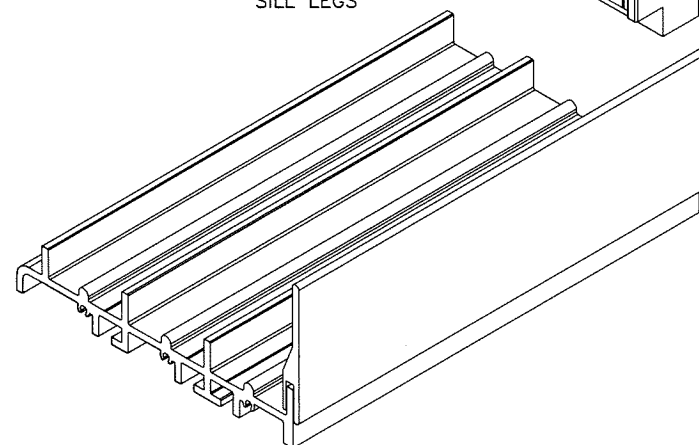
FRAME TOP CORNER



NOTCHES FOR
HEADER LEGS

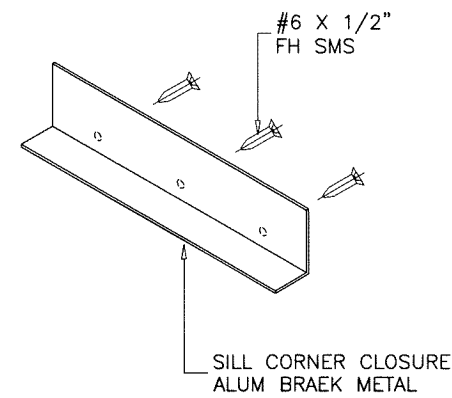


PANEL BOTTOM CORNER



FRAME BOTTOM CORNER

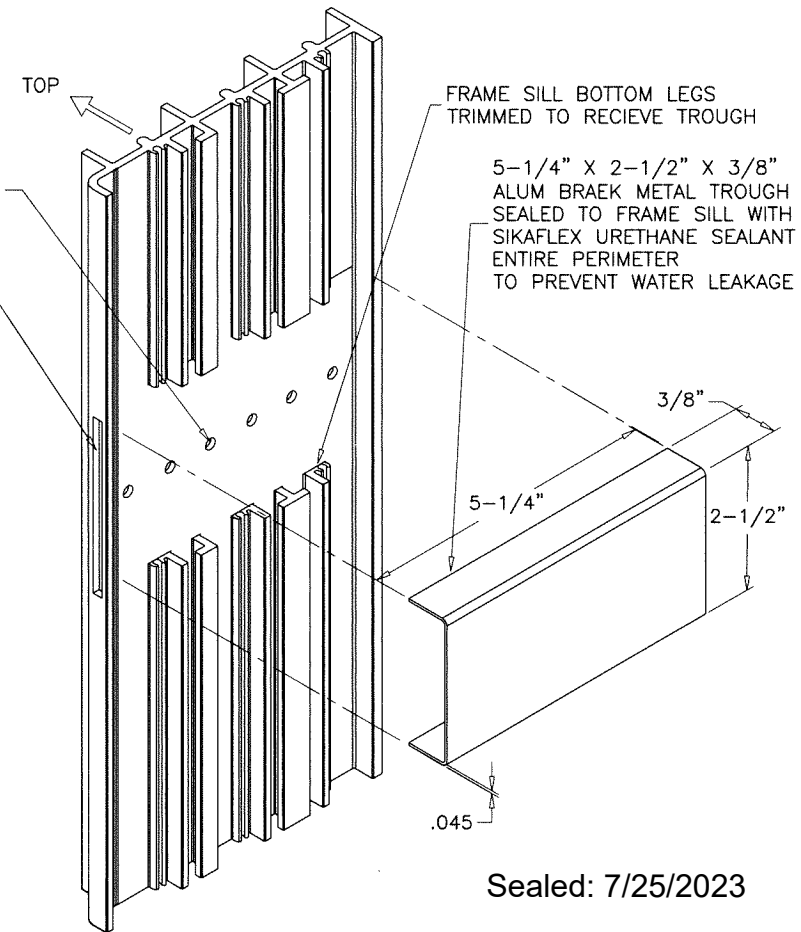
NOTCHES FOR
SILL LEGS



SILL CORNER CLOSURE
ALUM BRAEK METAL

1/4" DIA. WEEPHOLES

1/4" X 2-1/2"
WEEP SLOT
IN FRONT LEG



FRAME SILL BOTTOM LEGS
TRIMMED TO RECIEVE TROUGH


5-1/4" X 2-1/2" X 3/8"
ALUM BRAEK METAL TROUGH
SEALED TO FRAME SILL WITH
SIKAFLEX URETHANE SEALANT
ENTIRE PERIMETER
TO PREVENT WATER LEAKAGE

Sealed: 7/25/2023

FRAME SILL BOTTOM VIEW
TROUGH REQD. AT CENTER OF EACH PANEL
SILL ROTATED 90° TO SHOW WEEP DETAILS

SEALANT:

ALL JOINTS AND FRAME CONNECTIONS SEALED WITH
CRL SMALL JOINT SEALER.
LOCKING HARDWARE SEALED WITH CLEAR SILICONE.



FL #33565

af c
AL-FAROOQ CORPORATION
ENGINEERS & PRODUCT DEVELOPMENT
9360 SUNSET DRIVE, SUITE 220
MIAMI, FLORIDA 33173 (C.A.N. 3538)
TEL. (305) 264-8100 FAX. (305) 262-6978
COMP-ANL\18-24F-SIW

Coastline MultiSlide Door 3.187" Stile IZ4

MARVIN
PO Box 100, 401 State Ave. N.
Warroad, MN. 56763
Tel. (218) 386-1430 Ext. 2143

revisions:
no date by description

date: 01-18-18
scale: 3/8" = 1"
dr. by: TARIQ
chk. by:

drawing no.

18-24F

sheet 21 of 21